

PARTS MANUAL



***WHITEMAN* SERIES**
MODELS
HTN27KTCSL
HTN28KTCSL
RIDE-ON TROWEL
(KOHLER GASOLINE ENGINE)

Revision #1 (04/30/15)

To find the latest revision of this
publication, visit our website at:
www.multiquip.com



THIS MANUAL MUST ACCOMPANY THE EQUIPMENT AT ALL TIMES.

PN: 21728

TABLE OF CONTENTS

HTN27K-28K

Ride-On Power Trowel

Table Of Contents.....	2
Parts Ordering Procedures.....	3
Explanation Of Code In Remarks Column.....	4
Suggested Spare Parts	5
Nameplate And Decals (Old Style).....	6-7
Nameplate And Decals (New Style)	8-9
Pivot Assy.	10-11
Steering Handles Assy. (Right & Left)	12-13
Steering Assist Control Assy. (R/L).....	14-15
Gearbox Assy. (R).....	16-17
Gearbox Assy. (L)	18-19
Twin Pitch Assy. (R/L)	20-23
Twin Pitch Miter Box Assy. (R/L)	24-25
Drive Assy.	26-27
Engine/Muffler/Belt Assy. (HTN27K).....	28-29
Filters/Cooler Assy. (HTN27K)	30-31
Engine/Muffler/Clutch Assy. (HTN28K).....	32-33

Filters/Cooler Assy. (S/N VH0207065 & Below)	34-35
Filters/Cooler Assy. (S/N UC0207255 & Above)	36-37
V-Belt Cover/Shield Assy. (S/N ZE0205199 & Below) ...	38-39
V-Belt Cover/Shield Assy. (S/N UC0207255 & Above) ...	40-41
Spider Assy. (R).....	42-43
Spider Assy. (L).....	44-45
Yoke Assy.....	46-47
Throttle Cable/Foot Pedals Assy.	48-49
Control Panel Assy. (HTN27K)	50-51
Control Panel Assy. (S/N ZE0205205 & Below) ...	52-53
Control Panel Assy. (S/N ZE0205206 & Above) ...	54-55
Fuel Assy. (HTN27K)	56-57
Fuel Assy. (HTN28K)	58-59
Battery Assy. (Sn# ZE0205199 & Below)	60-61
Battery Assy. (Sn# ZE0205200 & Above)	62-63
Spray Assy.....	64-65
Light Assy.....	66-67
Seat Frame Assy. (Old Style).....	68-69
Seat Frame Assy. (New Style)	70-71
EZ-MOVER ASSY.....	72-73

Terms And Conditions Of Sale — Parts	74
--	----

NOTICE

Specifications and part numbers are subject to change without notice.

PARTS ORDERING PROCEDURES

Ordering parts has never been easier! Choose from three easy options:

Effective:
January 1st, 2006

www.multiquip.com



Order via Internet (Dealers Only):

Order parts on-line using Multiquip's SmartEquip website!

- View Parts Diagrams
- Order Parts
- Print Specification Information



If you have an MQ Account, to obtain a Username and Password, E-mail us at: parts@multiquip.com.

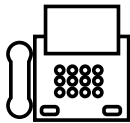
To obtain an MQ Account, contact your District Sales Manager for more information.

Goto www.multiquip.com and click on

Order Parts to log in and save!

Use the **internet** and qualify for a **5% Discount** on *Standard orders* for all orders which include complete part numbers.*

Note: Discounts Are Subject To Change



Order via Fax (Dealers Only):

All customers are welcome to order parts via Fax.

Domestic (US) Customers dial:
1-800-6-PARTS-7 (800-672-7877)

Fax your order in and qualify for a **2% Discount** on *Standard orders* for all orders which include complete part numbers.*

Note: Discounts Are Subject To Change



Order via Phone: Domestic (US) Dealers Call:
1-800-427-1244

Non-Dealer Customers:

Contact your local Multiquip Dealer for parts or call 800-427-1244 for help in locating a dealer near you.



International Customers should contact their local Multiquip Representatives for Parts Ordering information.

When ordering parts, please supply:

- | | |
|---|--|
| <input type="checkbox"/> Dealer Account Number | <input type="checkbox"/> Specify Preferred Method of Shipment: |
| <input type="checkbox"/> Dealer Name and Address | <input checked="" type="checkbox"/> UPS/Fed Ex <input checked="" type="checkbox"/> DHL |
| <input type="checkbox"/> Shipping Address (if different than billing address) | <input type="checkbox"/> Priority One <input checked="" type="checkbox"/> Truck |
| <input type="checkbox"/> Return Fax Number | <input type="checkbox"/> Ground |
| <input type="checkbox"/> Applicable Model Number | <input type="checkbox"/> Next Day |
| <input type="checkbox"/> Quantity, Part Number and Description of Each Part | <input type="checkbox"/> Second/Third Day |

NOTICE

All orders are treated as *Standard Orders* and will ship the same day if received prior to 3PM PST.

WE ACCEPT ALL MAJOR CREDIT CARDS!



EXPLANATION OF CODE IN REMARKS COLUMN

The following section explains the different symbols and remarks used in the Parts section of this manual. Use the help numbers found on the back page of the manual if there are any questions.

NOTICE

The contents and part numbers listed in the parts section are subject to change **without notice**. Multiquip does not guarantee the availability of the parts listed.

SAMPLE PARTS LIST

NO.	PART NO.	PART NAME	QTY.	REMARKS
1	12345	BOLT	1	INCLUDES ITEMS W/%
2%		WASHER, 1/4 IN.		NOT SOLD SEPARATELY
2%	12347	WASHER, 3/8 IN. ...	1	MQ-45T ONLY
3	12348	HOSE	A/R	MAKE LOCALLY
4	12349	BEARING	1	S/N 2345B AND ABOVE

NO. Column

Unique Symbols — All items with same unique symbol (@, #, +, %, or >) in the number column belong to the same assembly or kit, which is indicated by a note in the “Remarks” column.

Duplicate Item Numbers — Duplicate numbers indicate multiple part numbers, which are in effect for the same general item, such as different size saw blade guards in use or a part that has been updated on newer versions of the same machine.

NOTICE

When ordering a part that has more than one item number listed, check the remarks column for help in determining the proper part to order.

PART NO. Column

Numbers Used — Part numbers can be indicated by a number, a blank entry, or TBD.

TBD (To Be Determined) is generally used to show a part that has not been assigned a formal part number at the time of publication.

A blank entry generally indicates that the item is not sold separately or is not sold by Multiquip. Other entries will be clarified in the “Remarks” Column.

QTY. Column

Numbers Used — Item quantity can be indicated by a number, a blank entry, or A/R.

A/R (As Required) is generally used for hoses or other parts that are sold in bulk and cut to length.

A blank entry generally indicates that the item is not sold separately. Other entries will be clarified in the “Remarks” Column.

REMARKS Column

Some of the most common notes found in the “Remarks” Column are listed below. Other additional notes needed to describe the item can also be shown.

Assembly/Kit — All items on the parts list with the same unique symbol will be included when this item is purchased.

Indicated by:

“INCLUDES ITEMS W/(unique symbol)”

Serial Number Break — Used to list an effective serial number range where a particular part is used.

Indicated by:

“S/N XXXXX AND BELOW”

“S/N XXXX AND ABOVE”

“S/N XXXX TO S/N XXX”

Specific Model Number Use — Indicates that the part is used only with the specific model number or model number variant listed. It can also be used to show a part is NOT used on a specific model or model number variant.

Indicated by:

“XXXXX ONLY”

“NOT USED ON XXXX”

“Make/Obtain Locally” — Indicates that the part can be purchased at any hardware shop or made out of available items. Examples include battery cables, shims, and certain washers and nuts.

“Not Sold Separately” — Indicates that an item cannot be purchased as a separate item and is either part of an assembly/kit that can be purchased, or is not available for sale through Multiquip.

SUGGESTED SPARE PARTS

HTN27/28 RIDE ON TROWEL WITH KOHLER ENGINES

1 to 3 units

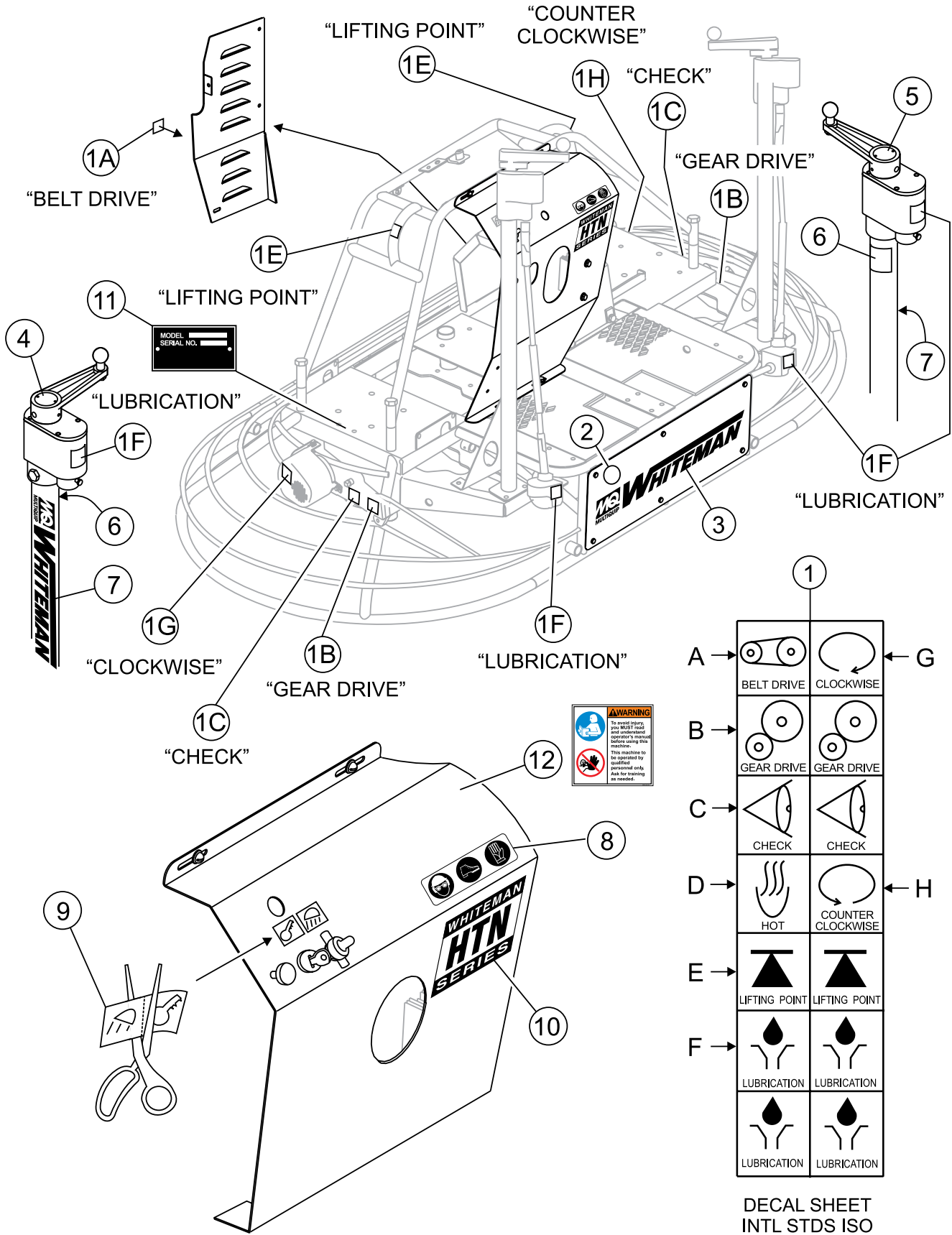
Qty.	P/N	Description
4.....	2829-1	ARM, TROWEL BLADE (R.S.)
4.....	21495-1	ARM, TROWEL BLADE (L.S.)
4.....	11903-1	LEVER TROWEL ARM (L.S.)
4.....	11904-1	LEVER TROWEL ARM (R.S.)
2.....	20938	THRUST COLLAR KIT
4.....	11039	BUSHING
4.....	11595	SPRING (L.S.)
4.....	11594	SPRING (R.S.)
1.....	20138	BELT, DRIVE COMET
1.....	23513	BELT, CV TECH
1.....	23514	FUEL CAP/GAUGE (ENG)
1.....	2124	CABLE, THROTTLE
1.....	9912	CABLE ASSY., PITCH

Qty.	P/N	Description
1.....	12548	SPRAY PUMP
1.....	392292	SPRAY NOZZEL
1.....	2108	CAP, SPRAY TANK
1.....	2673	CIRCUIT BREAKER 30A, 12V
1.....	4682	TOGGLE SWITCH
3.....	691035	FUEL FILTER, 40 MICRON
3.....	845125	FUEL FILTER, 20 MICRON
1.....	2439352S	FUEL PUMP
3.....	2408303S	ELEMENT, AIR FILTER
3.....	2408305S	ELEMENT, PRE-CLEAN
3.....	5205002S	OIL FILTER (HTN27K)
3.....	5205001S	OIL FILTER (HTN28K)
3.....	2513212S	SPARK PLUG (HTN27K)
3.....	1213202S	SPARK PLUG (HTN28K)

NOTICE

Part numbers on this Suggested Spare Parts list may supersede/replace the part numbers shown in the following parts lists.

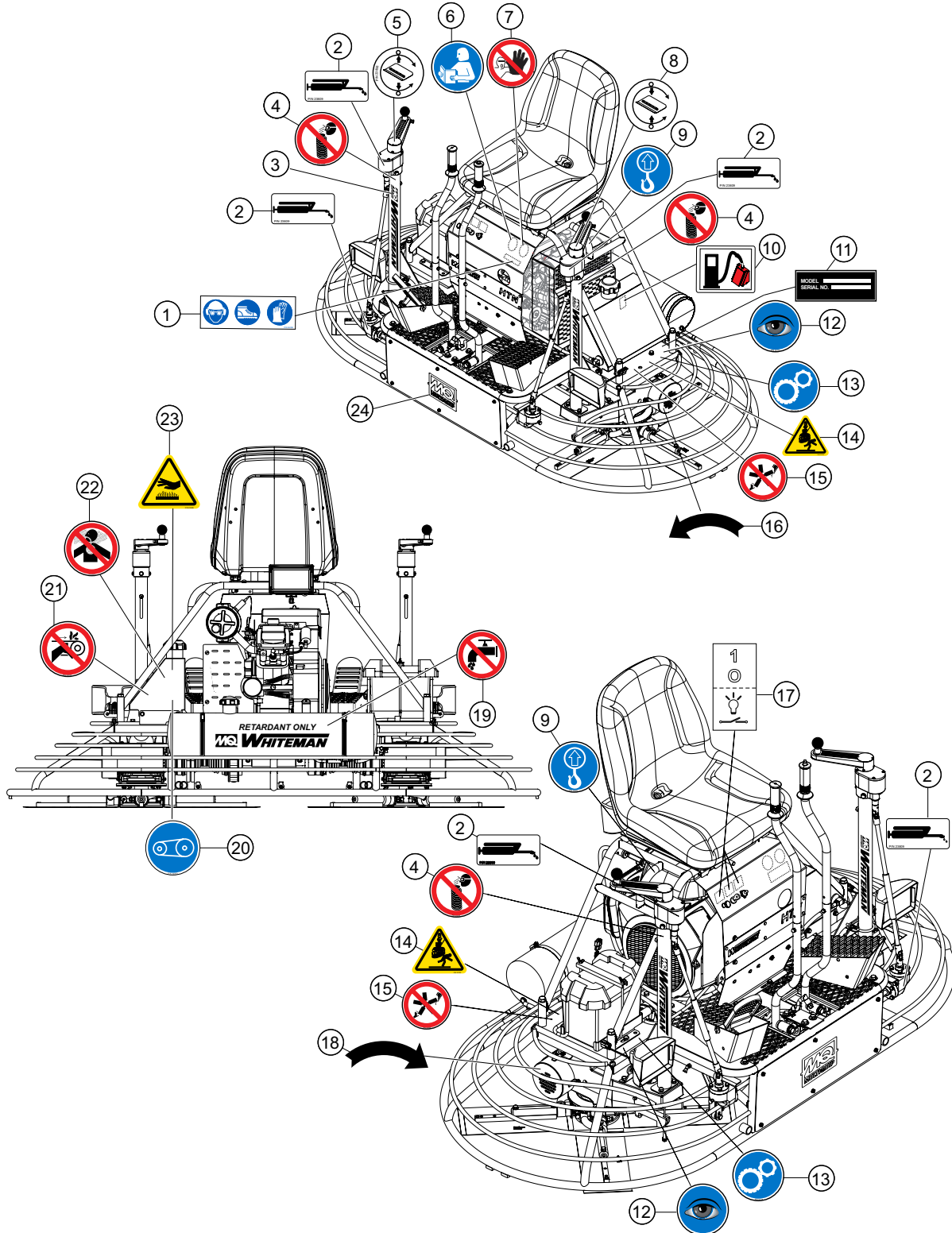
NAMEPLATE AND DECALS (OLD STYLE)



NAMEPLATE AND DECALS (OLD STYLE)

<u>NO.</u>	<u>PART NO.</u>	<u>PART NAME</u>	<u>QTY.</u>	<u>REMARKS</u>
1	11246	DECAL SET, INTERNATIONAL STDS	1.....	INCLUDES ITEMS W/@
1A@		DECAL, BELT DRIVE	1	
1B@		DECAL, GEAR DRIVE	1	
1C@		DECAL, CHECK OIL	1	
1D@		DECAL, HOT SURFACE	1	
1E@		DECAL, LIFT POINT	1	
1F@		DECAL, LUBRICATION	1	
1G@		DECAL, CLOCKWISE ROTATION	1	
1H@		DECAL, COUNTER-CLOCKWISE ROTATION	1	
2	13118	DECAL, POWDER COATED	1	
3	10818	DECAL, MQ-WHITEMAN 24 X 3	1	
4	2300	DECAL, AL PITCH RH	1	
5	2332	DECAL, AL PITCH LH	1	
6	2634	DECAL, SPRING SAFETY	2	
7	1499	DECAL, MQ-WHITEMAN RED/TOWER	2	
8	36099	DECAL, SAFETY CLOTHING ISO BLUE.....	1.....	REPLACES 11247
9	2814	DECAL, CONTROL PANEL	1	
10	20923	DECAL, HTN SERIES	1	
11		SERIAL PLATE	1.....	CONTACT MQ PARTS DEPT.
12	35137	DECAL, READ OPERATOR'S MANUAL	1	

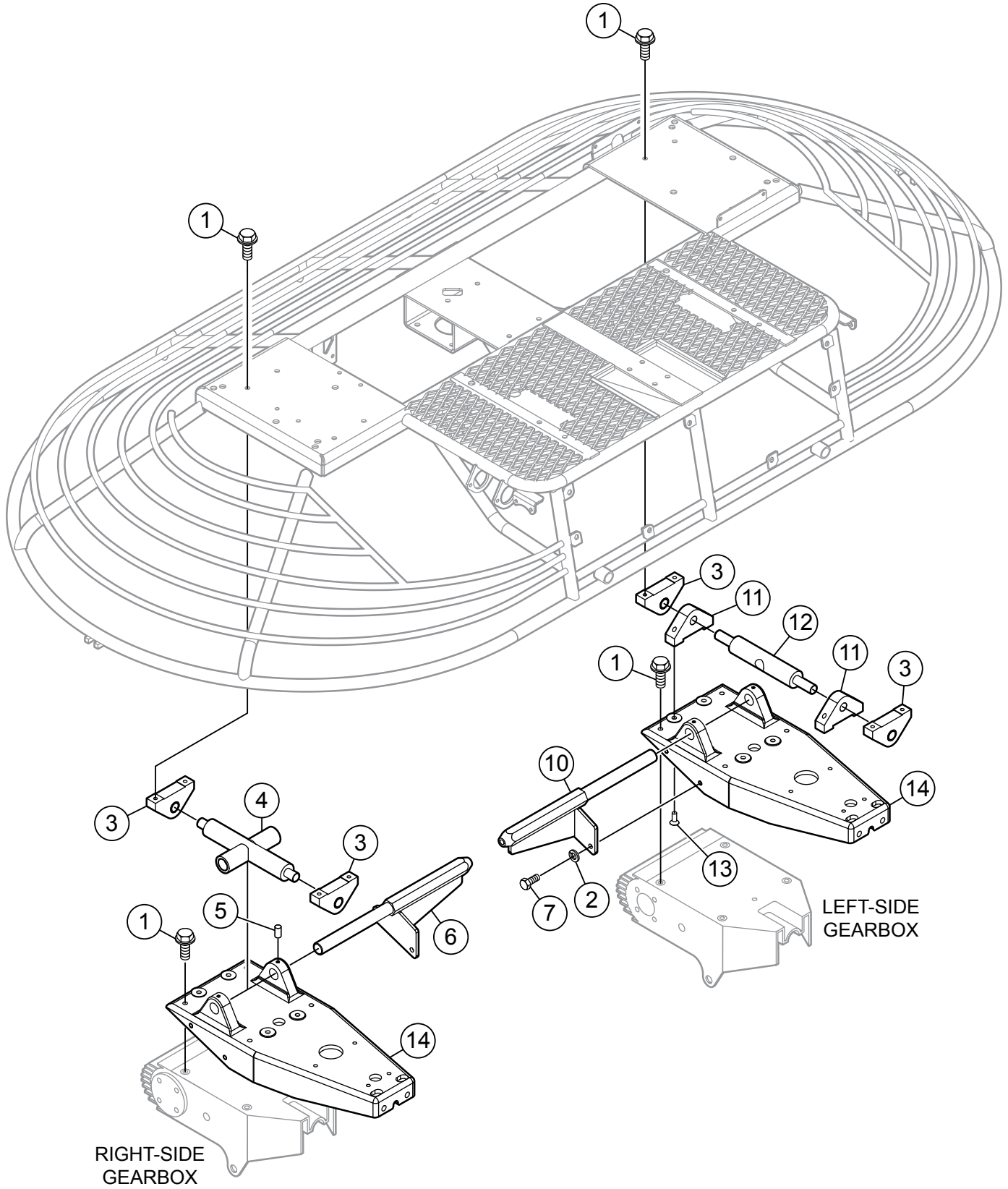
NAMEPLATE AND DECALS (NEW STYLE)



NAMEPLATE AND DECALS (NEW STYLE)

<u>NO.</u>	<u>PART NO.</u>	<u>PART NAME</u>	<u>QTY.</u>	<u>REMARKS</u>
1	36099	DECAL, PROTECTIVE CLOTHING	1	
2	23890	DECAL, LUBRICATION	4	
3	1499	DECAL, MQ-WHITEMAN RED/TOWER	2	
4	23804	DECAL, DO NOT DISASSEMBLE HAZARD	2	
5	23806	DECAL, PITCH RH	1	
6	23699	DECAL, READ MANUAL	1	
7	23701	DECAL, ASK FOR TRAINING	1	
8	23807	DECAL, PITCH LH	1	
9	34626	DECAL, LIFT POINT	2	
10	23812	DECAL, FUEL GASOLINE	1	
11		SERIAL PLATE	1CONTACT MQ PARTS DEPT.
12	30117	DECAL, CHECK OIL	2	
13	30118	DECAL, GEAR DRIVE	2	
14	23700	DECAL, LIFT/CRUSH HAZARD	2	
15	23698	DECAL, ROTATING BLADE HAZARD	2	
16	25678	DECAL, COUNTER-CLOCKWISE ROTATION	1	
17	TBD	DECAL, CONTROL PANEL	1	
18	25491	DECAL, CLOCKWISE ROTATION	1	
19	23811	DECAL, WARNING, NO WATER	1	
20	30000	DECAL, BELT DRIVE	1	
21	23704	DECAL, GUARD WARNING	1	
22	23810	DECAL, INHALATION HAZARD	1	
23	23808	DECAL, HOT SURFACE HAZARD	2	
24	23235	BADGE, FOOT PLATFORM	1	

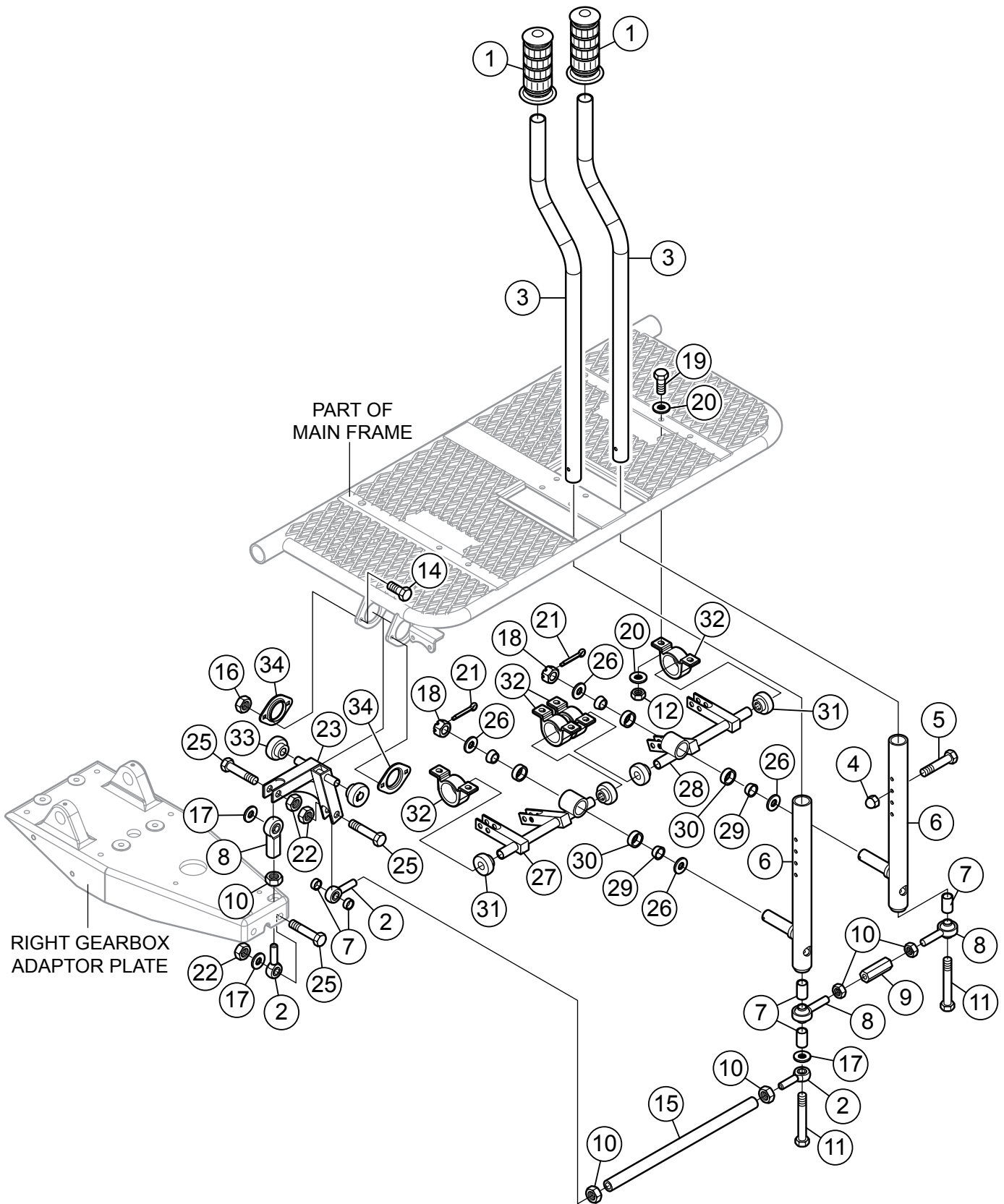
PIVOT ASSY.



PIVOT ASSY.

<u>NO.</u>	<u>PART NO.</u>	<u>PART NAME</u>	<u>QTY.</u>	<u>REMARKS</u>
1	22106	SCREW, HHFS 3/8-16 x 1.25 ZINC.....	16.....	REPLACES P/N 1023
2	0166 A	WASHER, LOCK, 3/8 MED.	4	
3	2304	ROCKER BLOCK WITH BUSHING	4	
4	2146	PIVOT, DOUBLE ROCKER	1	
5	10138	SCREW, SHS 5/16 - 18 X 5/16	4	
6	12412	ARM, PIVOT RIGHT	1	
7	4196	SCREW, HHC 3/8-16 X 3/4	4	
10	12413	ARM, PIVOT LEFT	1	
11	2312	ROCKER BLOCK, WITH SET	2	
12	2145	PIVOT JOINT, SINGLE ROCKER	1	
13	1394	SCREW, FHSC 3/8-16 X 1	4	
14	11248	PLATE, GEARBOX ADAPTOR	2	

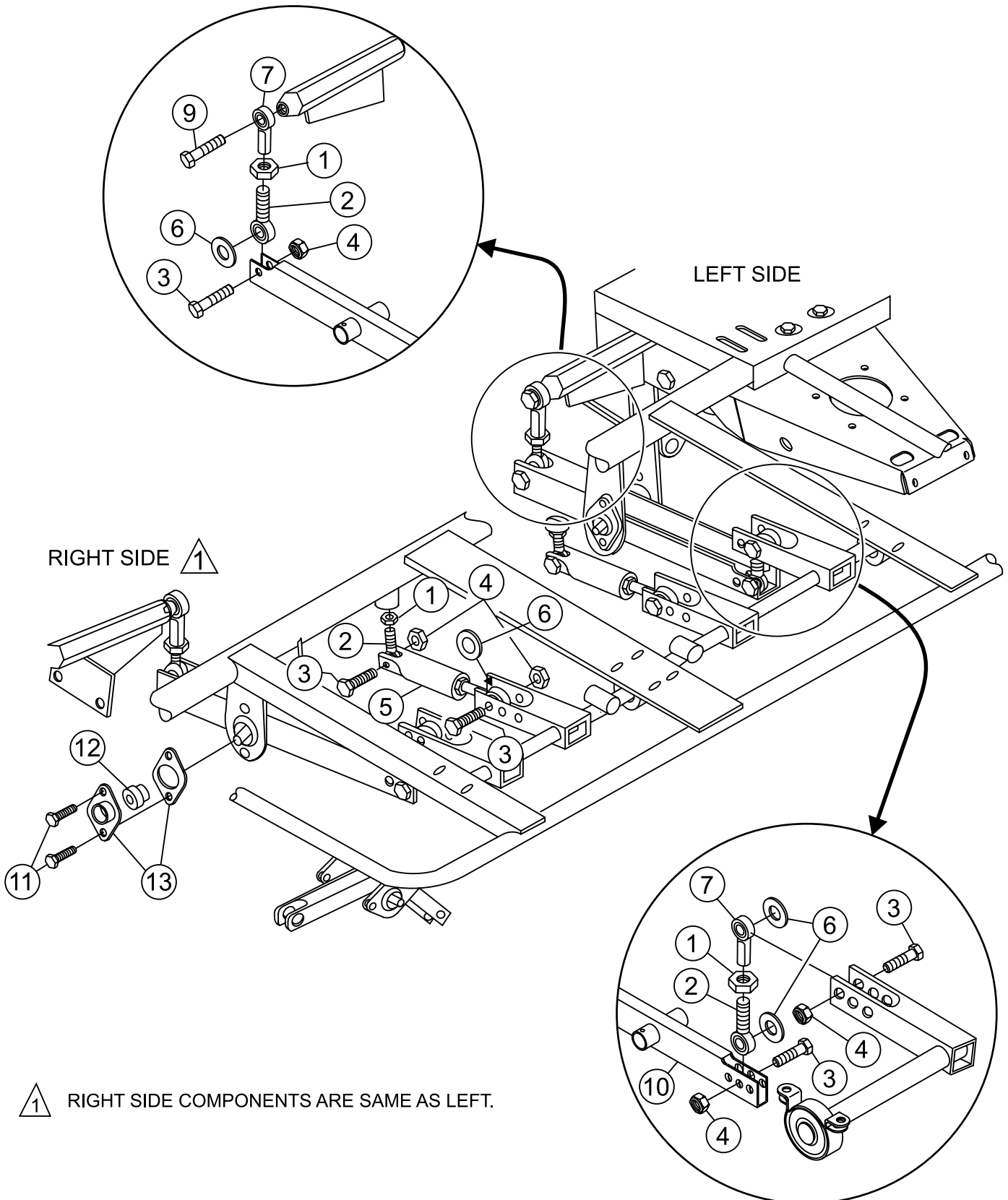
STEERING HANDLES ASSY. (RIGHT & LEFT)



STEERING HANDLES ASSY. (RIGHT & LEFT)

<u>NO.</u>	<u>PART NO.</u>	<u>PART NAME</u>	<u>QTY.</u>	<u>REMARKS</u>
1	22762	GRIP, HANDLE	2	
2	11142	ROD END, 1/2-20 MALE RH	3	
3	11177	HANDLE, TUBE	2	
4	2197	NUT, ACORN, 1/4-20	2	
5	5277	SCREW HHC 1/4-20 X 1-1/2	2	
6	12425	HANDLE, STEERING, LOWER	2	
7	22405	SPACER, ROD END	5	SN#YK & ABOVE
7	11141	SPACER, ROD END	5	SN#YJ & BELOW
8	21944	ROD END, 1/2-20 M RH W/CUSTOM BALL.....	3	SN#YK & ABOVE
8	11143	ROD END, 1/2-20 M RH W/CUSTOM BALL.....	3	SN#YJ & BELOW
9	22404	NUT, COUPLING 1/2-20 X 2.0 X .75 HEX.....	1	SN#YK & ABOVE
9	11173	NUT, COUPLING 1/2-20 X 2.0 X .75 HEX.....	1	SN#YJ & BELOW
10	11146	NUT, HEX JAM 1/2-20	5	
11	11144	SCREW, SHC 1/2-20 X 2 PLTD	1	
12	10133	NUT, NYLOC 3/8 -16	8	
14	0131 A	SCREW HHC 1/4-20 X 3/4	1	
15	11205	ROD, L/R MOTION	1	
16	10024	NUT, NYLOC 1/4-20	1	
17	0447	WASHER, FLAT 1/2 SAE	3	
18	12426	NUT, SLOTTED 3/4-16 PLTD	2	
19	1023	SCREW, HHC 3/8-16 X 1-1/4 GR5	8	
20	10136	WASHER, FLAT SAE 3/8	16	
21	2219	PIN, COTTER 1/8 X 1-1/2	2	
22	10176	NUT, NYLOC 1/2-13	2	
23	12193	LEVER, L/R CONTROL	1	
25	6195 A	SCREW, HHC 1/2-13 X 2	3	
26	8151	WASHER, FLAT SAE 3/4	4	
27	12374	STEERING CONTROL RS ASSIST	1	
28	12375	STEERING CONTROL LS ASSIST	1	
29	0735	BEARING CUP, TIMKEN #A6157	4	
30	0735 A	BEARING CONE TIMKEN #A6075	4	
31	11149	BEARING, SB-204-12	4	
32	11138	BEARING HSG, P-BLOCK	4	
33	11150	BEARING, SB-201-8	3	
34	11139	HOUSING SET, BEARING FLANGE 40M-2	3	

STEERING ASSIST CONTROL ASSY. (R/L)

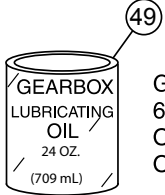
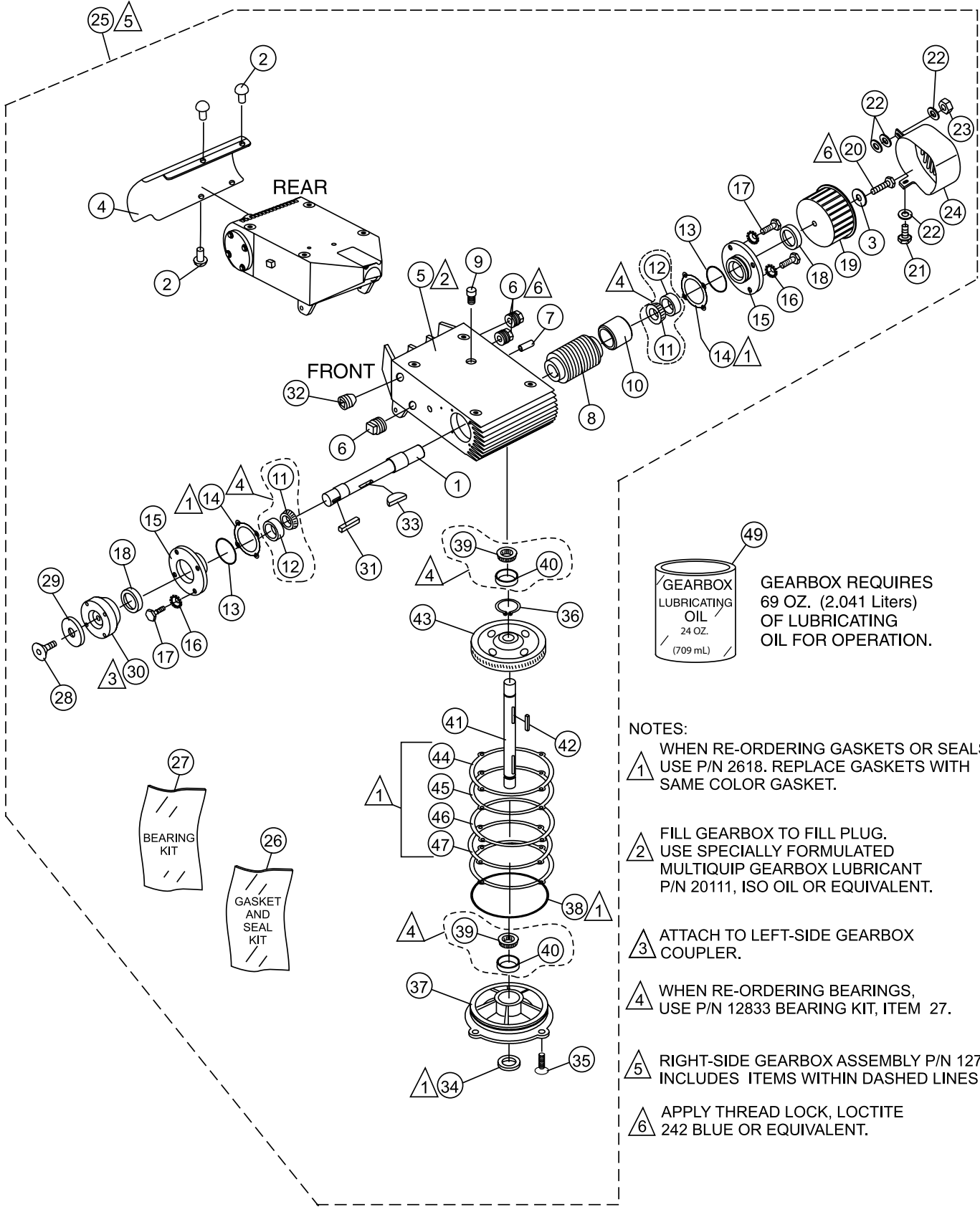


1 RIGHT SIDE COMPONENTS ARE SAME AS LEFT.

STEERING ASSIST CONTROL ASSY. (R/L)

<u>NO.</u>	<u>PART NO.</u>	<u>PART NAME</u>	<u>QTY.</u>	<u>REMARKS</u>
1	11146	NUT, HEX JAM 1/2-20 PLTD	6	
2	11142	ROD END, 1/2-20 MALE RH	6	
3	6159 A	SCREW, HHC 1/2-13 X 2	10	
4	10176	NUT, NYLOC 1/2-13	10	
5	12200	STEERING ASSIST ASSEMBLY	2	
6	0447	WASHER, FLAT 1/2 SAE	8	
7	11143	ROD END, 1/2-20 FEMALE RH	4	
9	22135	SCREW, HHC 1/2-20 X 1-1/2	2	
10	11127	LEVER, STEERING CONTROL	2	
11	0131 A	SCREW/ HHC 1/4-20 X 3/4	12	
12	11150	BEARING, SB-201-8	6	
13	11139	HOUSING SET, BEARING FLANGE 40M-2	6	

GEARBOX ASSY. (R)



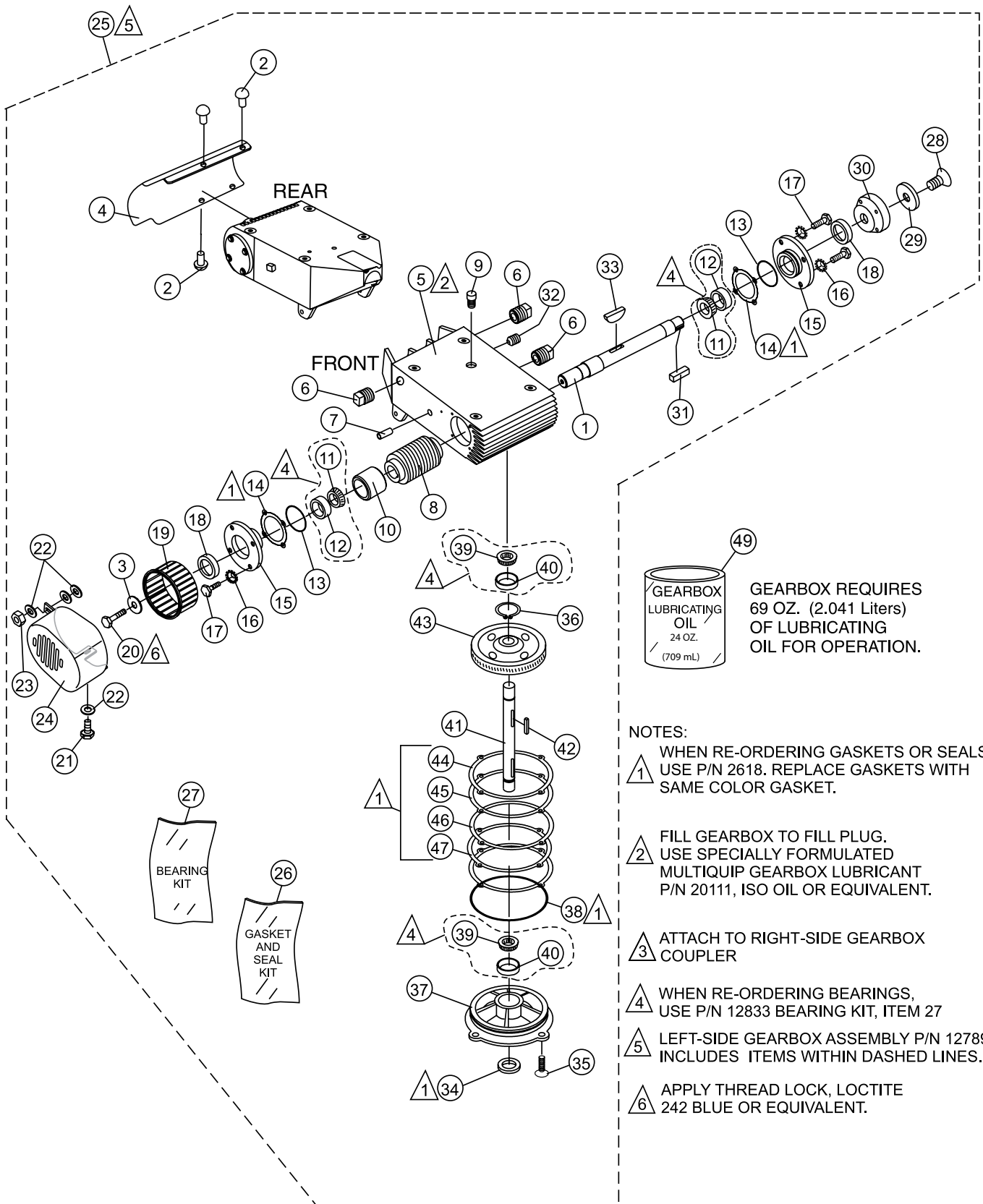
GEARBOX REQUIRES
69 OZ. (2.041 Liters)
OF LUBRICATING
OIL FOR OPERATION.

- NOTES:
- 1 WHEN RE-ORDERING GASKETS OR SEALS USE P/N 2618. REPLACE GASKETS WITH SAME COLOR GASKET.
 - 2 FILL GEARBOX TO FILL PLUG. USE SPECIALLY FORMULATED MULTIQUIP GEARBOX LUBRICANT P/N 20111, ISO OIL OR EQUIVALENT.
 - 3 ATTACH TO LEFT-SIDE GEARBOX COUPLER.
 - 4 WHEN RE-ORDERING BEARINGS, USE P/N 12833 BEARING KIT, ITEM 27.
 - 5 RIGHT-SIDE GEARBOX ASSEMBLY P/N 12788 INCLUDES ITEMS WITHIN DASHED LINES.
 - 6 APPLY THREAD LOCK, LOCTITE 242 BLUE OR EQUIVALENT.

GEARBOX ASSY. (R)

<u>NO.</u>	<u>PART NO.</u>	<u>PART NAME</u>	<u>QTY.</u>	<u>REMARKS</u>
1%	12906	SHAFT, GEARBOX INPUT W/FAN	1	
2%	21992	RIVET, POP BH, 0.187 X 0.188 - 0.250	4	
4%	12982	SHROUD, GB FIN COOLING, RIGHT	1	
5%	12765	GEAR BOX HD RIDER 1-1/4 SHAFT	1	HOUSING ONLY
6%	0121 A	FITTING, PLUG 3/8MP SQUARE HEAD	3	
7%	10989	STUD, N10-32 X 3/4	1	
8%	12908	RIGHT HAND WORM	1	
9%	1132	VENT, AIR	1	
10%	12583	SPACER, X 11D X 1.168L	1	
11@%	9045	BEARING, CONE TIMKEN #1986	2	
12@%	0232 A	BEARING, CUP, TIMKEN #1932	2	
13+%	2309	O-RING, 2-13/16" VINTON	2	
14+%		GASKET, RED	1	SOLD AS KIT ONLY
15%	9047	FLANGE, COUNTERSHAFT	2	REPLACES P/N 2307
16%	10031	WASHER, EXT SHKP 1/4	8	
17%	2295	SCREW, HHC 1/4-20 X 7/8	8	
18%	12909	SEAL, OIL, NATIONAL #471689V	2	
19%	10921	FAN, RIGHT (CW)	1	
20%	0730	SCREW, HHC 1/4-20 X 1	1	
21%	19477	SCREW, HHC, WASHER 10-32 X 1/2	1	
22%	2203	WASHER, FLAT #10 SAE	4	
23%	10019	NUT, NYLOC 10-32	1	
24%	10894	RIGHT-SIDE FAN COVER	1	
25	12788	GEAR BOX ASSY., COMPLETE RIGHT-SIDE ..	1	INCLUDES ITEMS W/%
26	2618	GASKET KIT	1	INCLUDES ITEMS W/+
27%	12833	BEARING KIT	1	INCLUDES ITEMS W/@
28%	1313	SCREW, FHSC 3/8-24 X 3/4 PLAIN	1	
29%	9120	RETAINER, DRIVEN PULLEY	1	
30%	2048	COUPLER - 7/8" ID	1	
31%	2323	KEY, 1/4 X1/4 X13/16	1	
32%	10450	SCREW, SHS 10-32 X1/4	1	
33%	1139	KEY, WOODRUFF #21 HARDENED	1	
34+%	12769	SEAL, 1-1/4 DIA NAT # 471766V	1	
35%	1146	SCREW, FHS 5/16-18 X 1	4	
36%	12770	RING, SNAP TRUARC #5100 - 125	1	
37%	12766	COVER, HD GEARBOX 1-1/4 SHAFT	1	
38+%	9038	O-RING, A - 264 VITON	1	
39@%	12768	BEARING, CONE TIMKEN #15126	2	
40@%	12767	BEARING, CUP, TIMKEN #15245	2	
41%	22443	SHAFT, MAIN HD RIDER 1-1/4 SHAFT	1	REPLACES P/N 12764
42%	9192	KEY, 5/16 X 2-1/4 HRDND	1	
43%	12772	GEAR, WORM RH. HT 1-1/4	1	
44+%		GASKET, RED	1	SOLD AS KIT ONLY
45+%		GASKET, GREEN	1	SOLD AS KIT ONLY
46+%		GASKET, BLUE	1	SOLD AS KIT ONLY
47+%		GASKET, BROWN	1	SOLD AS KIT ONLY
48+%		GASKET, YELLOW	1	SOLD AS KIT ONLY
49	20445	OIL, GEAR (24 OZ.) (709 mL)	3	

GEARBOX ASSY. (L)



GEARBOX LUBRICATING OIL
24 OZ.
(709 mL)

GEARBOX REQUIRES
69 OZ. (2.041 Liters)
OF LUBRICATING
OIL FOR OPERATION.

- NOTES:
- 1 WHEN RE-ORDERING GASKETS OR SEALS USE P/N 2618. REPLACE GASKETS WITH SAME COLOR GASKET.
 - 2 FILL GEARBOX TO FILL PLUG. USE SPECIALLY FORMULATED MULTQUIP GEARBOX LUBRICANT P/N 20111, ISO OIL OR EQUIVALENT.
 - 3 ATTACH TO RIGHT-SIDE GEARBOX COUPLER
 - 4 WHEN RE-ORDERING BEARINGS, USE P/N 12833 BEARING KIT, ITEM 27
 - 5 LEFT-SIDE GEARBOX ASSEMBLY P/N 12789 INCLUDES ITEMS WITHIN DASHED LINES.
 - 6 APPLY THREAD LOCK, LOCTITE 242 BLUE OR EQUIVALENT.

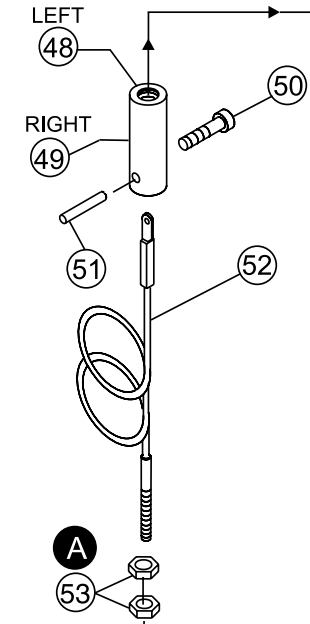
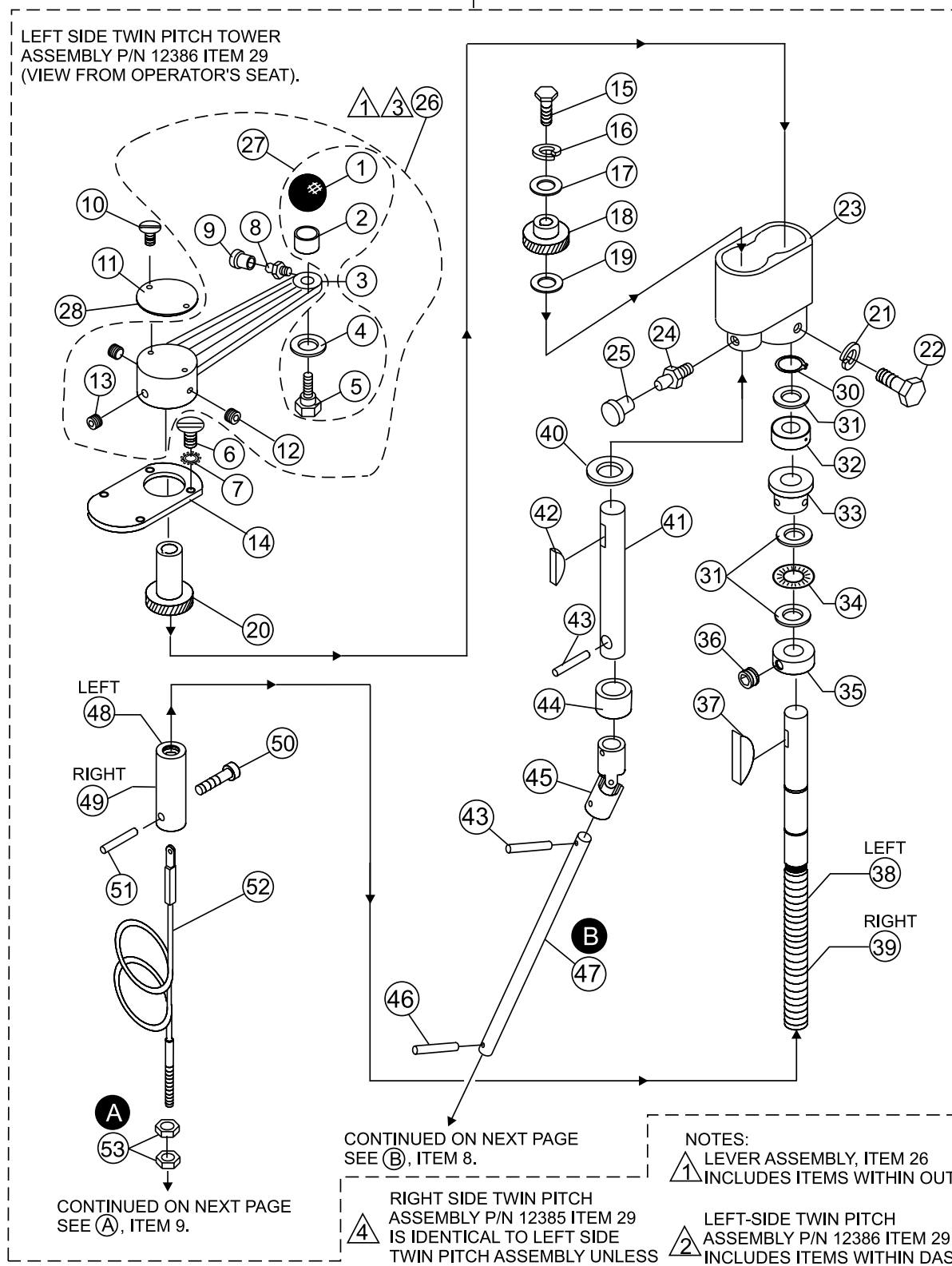
GEARBOX ASSY. (L)

<u>NO.</u>	<u>PART NO.</u>	<u>PART NAME</u>	<u>QTY.</u>	<u>REMARKS</u>
1%	12906	SHAFT, GEARBOX INPUT W/FAN	1	
2%	21992	RIVET, POP BH, 0.187 X 0.188 - 0.250	4	
4%	12982	SHROUD, GB FIN COOLING, LEFT	1	
5%	12765	GEAR BOX HD RIDER 1-1/4 SHAFT	1	HOUSING ONLY
6%	0121 A	FITTING, PLUG 3/8MP SQUARE HEAD	3	
7%	10989	STUD, N10-32 X 3/4	1	
8%	12907	LEFT HAND WORM	1	
9%	1132	VENT, AIR	1	
10%	12583	SPACER, X 11D X 1.168L	1	
11@%	9045	BEARING, CONE TIMKEN #1986	2	
12@%	0232 A	BEARING, CUP, TIMKEN #1932	2	
13+%	2309	O-RING, 2-13/16" VINTON	2	
14+%		GASKET, RED	1	SOLD AS KIT ONLY
15%	9047	FLANGE, COUNTERSHAFT	2	REPLACES P/N 2307
16%	10031	WASHER, EXT SHKP 1/4	8	
17%	2295	SCREW, HHC 1/4-20 X 7/8	8	
18%	12909	SEAL, OIL, NATIONAL #471689V	2	
19%	10922	FAN, LEFT (CCW)	1	
20%	0730	SCREW, HHC 1/4-20 X 1	1	
21%	19477	SCREW, HHC, WASHER 10-32 X 1/2	1	
22%	2203	WASHER, FLAT #10 SAE	4	
23%	10019	NUT, NYLOC 10-32	1	
24%	10893	LEFT-SIDE FAN COVER	1	
25	12789	GEAR BOX ASSY., COMPLETE LEFT-SIDE.....	1	INCLUDES ITEMS W/%
26	2618	GASKET KIT	1	INCLUDES ITEMS W/+
27%	12833	BEARING KIT	1	INCLUDES ITEMS W/@
28%	1313	SCREW, FHSC 3/8-24 X 3/4 PLAIN	1	
29%	9120	RETAINER, DRIVEN PULLEY	1	
30%	2048	COUPLER - 7/8" ID	1	
31%	2323	KEY, 1/4 X1/4 X13/16	1	
32%	10450	SCREW, SHS 10-32 X1/4	1	
33%	1139	KEY, WOODRUFF #21 HARDENED	1	
34+%	12769	SEAL, 1-1/4 DIA NAT # 471766V	1	
35%	1146	SCREW, FHS 5/16 -18 X 3/4	4	
36%	12770	RING, SNAP TRUARC #5100 - 125	1	
37%	12766	COVER, HD GEARBOX 1-1/4 SHAFT	1	
38+%	9038	O-RING, A - 264 VITON	1	
39@%	12768	BEARING, CONE TIMKEN #15126	2	
40@%	12767	BEARING, CUP, TIMKEN #15245	2	
41%	22443	SHAFT, MAIN HD RIDER 1-1/4 SHAFT	1	REPLACES P/N 12764
42%	9192	KEY, 5/16 X 2-1/4 HRDND	1	
43%	12771	GEAR, WORM LH. HT 1-1/4	1	
44+%		GASKET, RED	1	SOLD AS KIT ONLY
45+%		GASKET, GREEN	1	SOLD AS KIT ONLY
46+%		GASKET, BLUE	1	SOLD AS KIT ONLY
47+%		GASKET, BROWN	1	SOLD AS KIT ONLY
48+%		GASKET, YELLOW	1	SOLD AS KIT ONLY
49	20445	OIL, GEAR (24 OZ.) (709 mL)	3	

TWIN PITCH ASSY. (R/L)

29 2 4

LEFT SIDE TWIN PITCH TOWER
ASSEMBLY P/N 12386 ITEM 29
(VIEW FROM OPERATOR'S SEAT).



CONTINUED ON NEXT PAGE
SEE (A), ITEM 9.

CONTINUED ON NEXT PAGE
SEE (B), ITEM 8.

RIGHT SIDE TWIN PITCH
ASSEMBLY P/N 12385 ITEM 29
IS IDENTICAL TO LEFT SIDE
TWIN PITCH ASSEMBLY UNLESS
OTHERWISE NOTED.

NOTES:
1 LEVER ASSEMBLY, ITEM 26
INCLUDES ITEMS WITHIN OUTLINE.

2 LEFT-SIDE TWIN PITCH
ASSEMBLY P/N 12386 ITEM 29
INCLUDES ITEMS WITHIN DASHED
LINES.

3 KNOB KIT P/N 2737 (ITEM 27)
INCLUDES ITEMS 1, 2, 4 AND 5.

TWIN PITCH ASSY. (R/L)

<u>NO.</u>	<u>PART NO.</u>	<u>PART NAME</u>	<u>QTY.</u>	<u>REMARKS</u>
1#	4403	KNOB, SHIFT	1	
2#	3231	SPACER	1	
3#	1615	CRANK LEVER	1	
4#	1733	HARDENED WASHER	1	
5#	1616	SHOULDER BOLT	1	
6+%	2620	SCREW, BHC 10-24 X 5/8	4	
7	10114	WASHER, EXT. SHKP, #8	4	
8	2621	FITTING GREASE	1	
9	1162 A	CAP, GREASE ZERK/2	1	
10#	4014	SCREW, 2-3/16 P-K TYPE U-DRIVE	2	
11	2300	DECAL, AL PITCH, RH.....	1	RIGHT-SIDE ONLY
12#	1528	SCREW, SHSS 1/4-20 X 5/16"	2	
13#	0185	SCREW, SHSS 3/8-16 X 3/8"	1	
14+%	2649	COVER, PITCH CONT HOUSING	1	
15+%	1579	SCREW, HHC 1/4-20 X 1/2	1	
16+%	0181 B	WASHER, LOCK, 1/4 MED	4	
17+%	0948	WASHER, FLAT, 1/4 SAE	1	
18+%	1530	GEAR, DRIVEN PITCH CONTROL	1	
19+%	1733	WASHER, 1/32 X 1/2 HARDENED	8	
20+%	1529	GEAR, DRIVE PITCH CONTROL	1	
21+%	0161 C	WASHER, LOCK 5/16 MED	1	
22+%	0655	SCREW, HHC 5/16-18 X 3/4	1	
23+%	10546	HOUSING, PITCH CONTROL, 1-3/4	1	
24+%	2621	ZERK, GREASE STR 1/4-28	1	
25+%	1162 A	CAP, GREASE ZERK	1	
26	1617	LEVER ASSY, TROWEL ADJUSTMENT.....	1	INCLUDES ITEMS W/#
27	2737	KNOB, KIT	1	INCLUDES ITEMS W/\$
28	2332	DECAL, AL PITCH, LH	1	LEFT SIDE ONLY
29	12386	TOWER ASSEMBLY, LEFT TPC.....	1	INCLUDES ITEMS W/+
29	12385	TOWER ASSEMBLY, RIGHT TPC	1	INCLUDES ITEMS W/%
30+%	10512	RING, SNAP, TRUARC 5160 - 75	1	

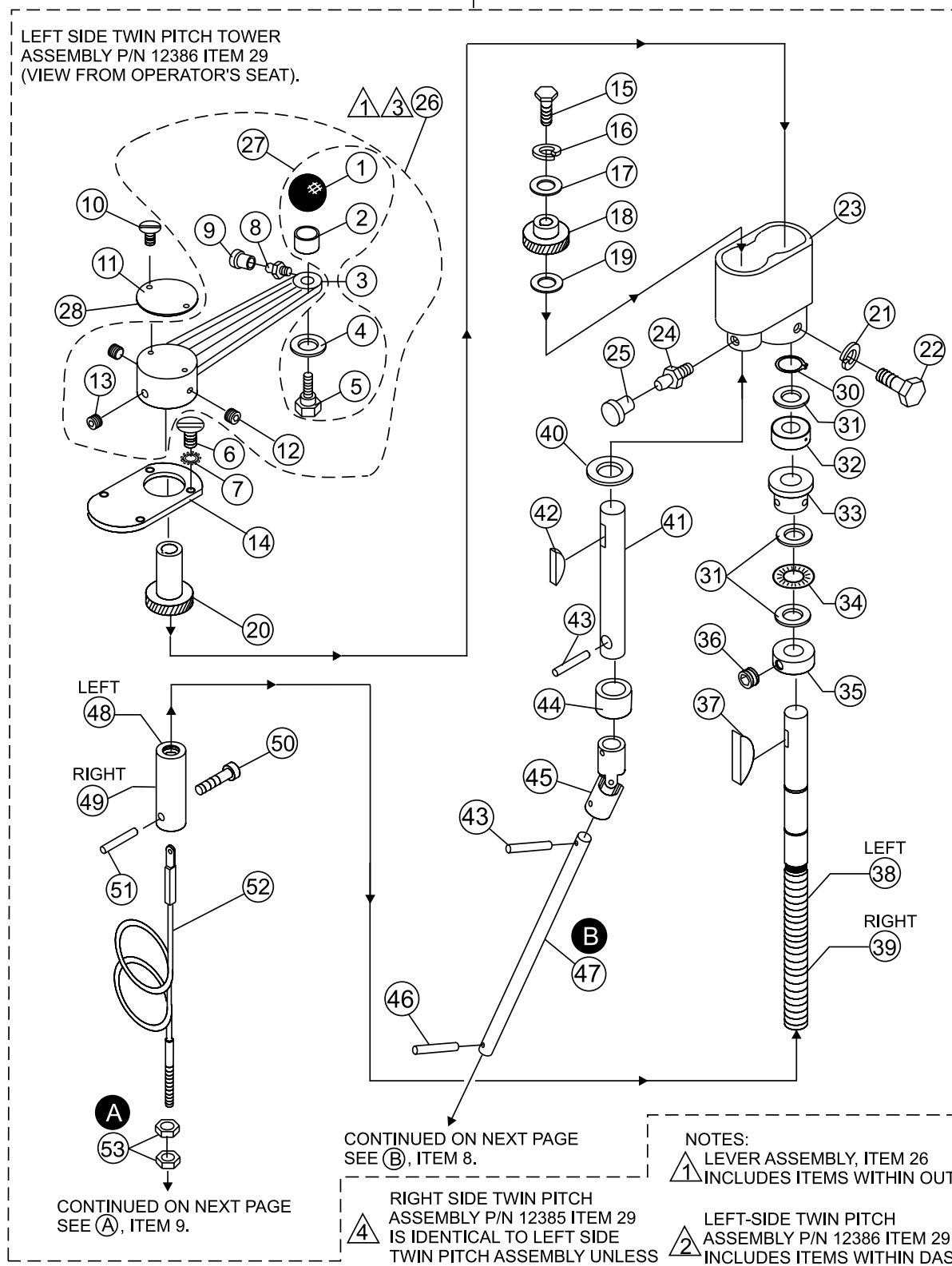
NOTICE

Indicated quantities are for one pitch tower. If ordering for two pitch towers, double quantity.

TWIN PITCH ASSY. (R/L)

29 2 4

LEFT SIDE TWIN PITCH TOWER
ASSEMBLY P/N 12386 ITEM 29
(VIEW FROM OPERATOR'S SEAT).



CONTINUED ON NEXT PAGE
SEE (B), ITEM 8.

CONTINUED ON NEXT PAGE
SEE (A), ITEM 9.

RIGHT SIDE TWIN PITCH
ASSEMBLY P/N 12385 ITEM 29
IS IDENTICAL TO LEFT SIDE
TWIN PITCH ASSEMBLY UNLESS
OTHERWISE NOTED.

NOTES:
1 LEVER ASSEMBLY, ITEM 26
INCLUDES ITEMS WITHIN OUTLINE.

2 LEFT-SIDE TWIN PITCH
ASSEMBLY P/N 12386 ITEM 29
INCLUDES ITEMS WITHIN DASHED
LINES.

3 KNOB KIT P/N 2737 (ITEM 27)
INCLUDES ITEMS 1, 2, 4 AND 5.

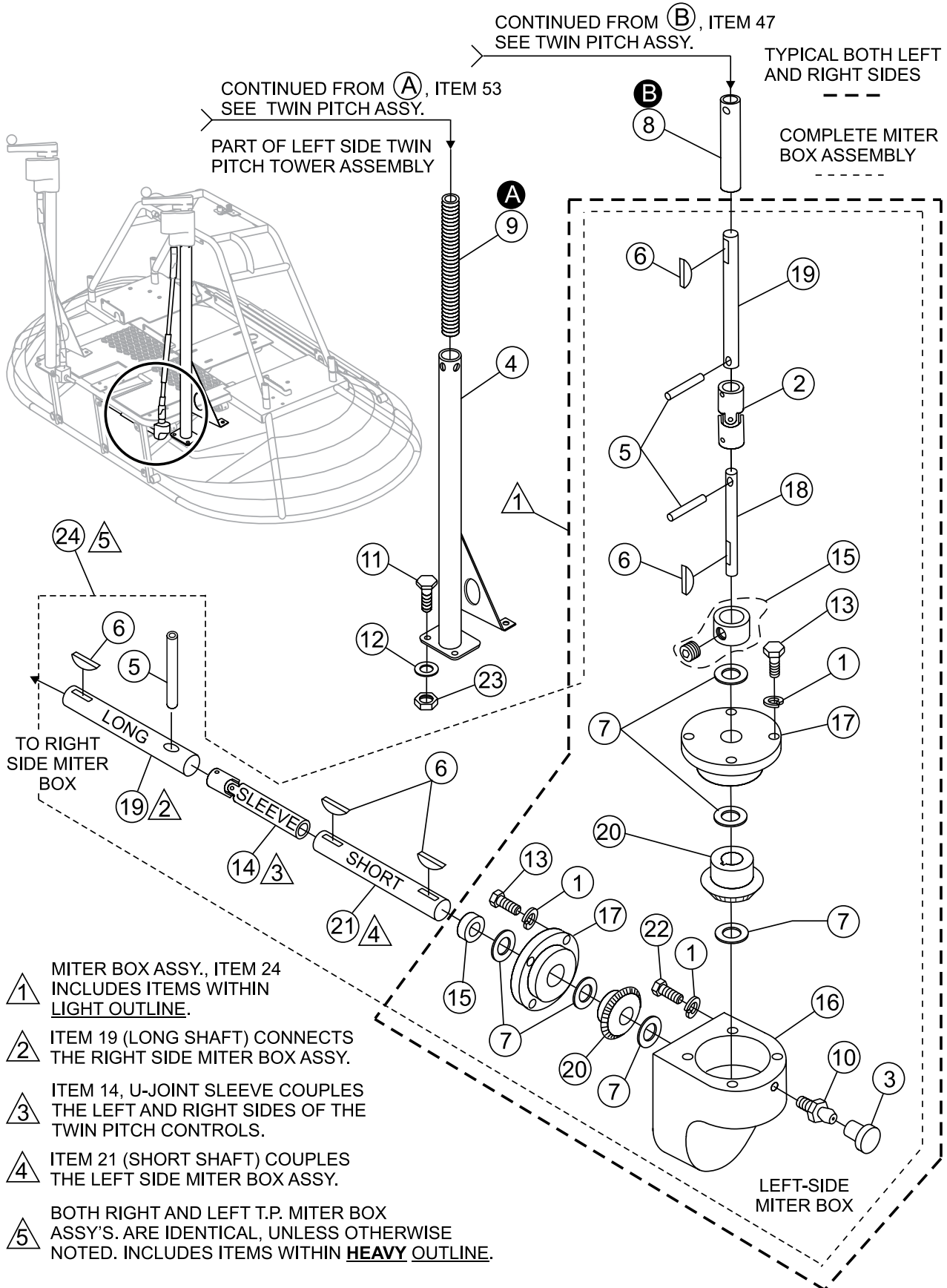
TWIN PITCH ASSY. (R/L)

<u>NO.</u>	<u>PART NO.</u>	<u>PART NAME</u>	<u>QTY.</u>	<u>REMARKS</u>
31+%	2170	BEARING, RACE, TORR #TRA 1220	3	
32+%	1604	BEARING, BALL THRUST	1	
33+%	1612	BEARING, ALUM – PITCH CONTROL	1	
34+%	2169	BEARING, THRUST, TORR #NTA 1220	1	
35+%	2367	SET COLLAR.....	1	INCLUDES ITEM W/n
36+%	0685	SCREW, SHS 5/16-18 X 5/16	1	
37+%	0126	KEY, WOODRUFF #606 3/16 x 3/4 (#9)	1	
38+	10511	SHAFT, PITCH CONTROL, LH TPC.....	1	LEFT SIDE ONLY
39%	10510	SHAFT, PITCH CONTROL, RH TPC.....	1	RIGHT SIDE ONLY
40+%	1733	WASHER, 1/32 X 1/2 HARDENED	4	
41+%	2007	SHAFT	1	
42+%	1578	KEY, WOODRUFF, #3	1	
43+%	11654	PIN, ROLL 1/8 X 1 PLATED	1	
44+%	2311	SPACER, 3/4 X 1/2 X 0.8L	1	
45+%	11583	U-JOINT, PITCH CONTROL	1	
46+%	1586	PIN, ROLL 1/8 X 3/4	1	
47+%	12365	SHAFT, PITCH CONTROL	1	
48+	10722	SLIDE BLOCK, LH PITCH CONTROL.....	1	LEFT SIDE ONLY
49%	10721	SLIDE BLOCK, RH PITCH CONTROL.....	1	RIGHT SIDE ONLY
50+%	10382	BOLT, SHOULDER 3/8 X 3/8 LONG	1	
51+%	10723	PIN, SPIROL 3/16 X 1 3/8 HD	1	
52+%	2008	CABLE, PITCH ASSEMBLY	1	
52+%	12460	CABLE, PITCH ASSEMBLY	1	
53+%	1116	NUT, BRASS JAM 5/16-18	2	

NOTICE

Indicated quantities are for one pitch tower. If ordering for two pitch towers, double quantity.

TWIN PITCH MITER BOX ASSY. (R/L)



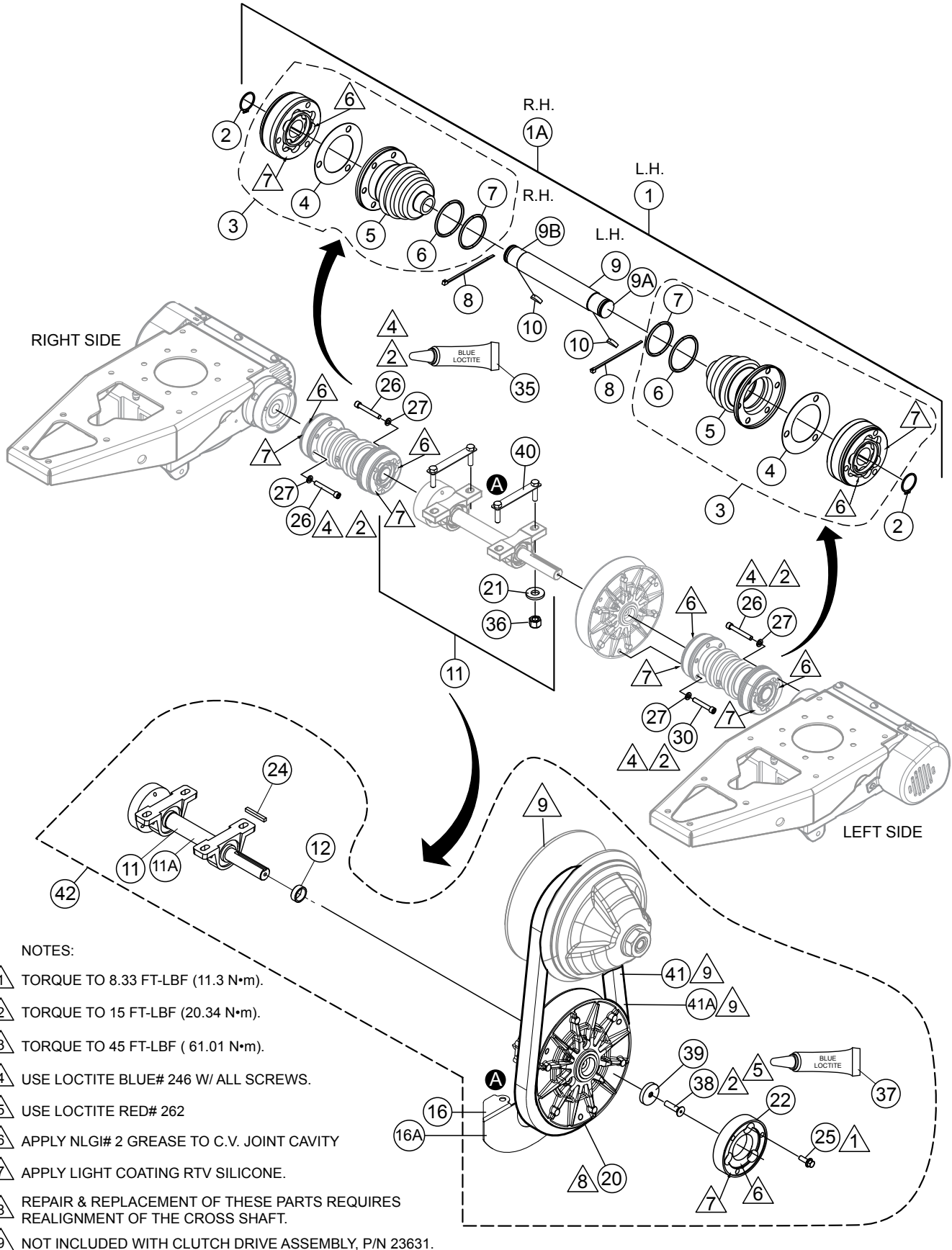
TWIN PITCH MITER BOX ASSY. (R/L)

<u>NO.</u>	<u>PART NO.</u>	<u>PART NAME</u>	<u>QTY.</u>	<u>REMARKS</u>
1@	0181 B	WASHER, LOCK, 1/4 MED	10	
2@	1536	U-JOINT, PITCH CONTROL	1	
2@	11583	U-JOINT, PITCH CONTROL	1	
3@	1162 A	CAP, GREASE ZERK	1	
4	10548	TUBE, PITCH CONTROL	1	
5@	11654	PIN, ROLL 1/8 X 1"	3	
6@	1578	KEY, WOODRUFF, #3	6	
7@	1733	WASHER, 1/32 X 1/2 HARDENED	6	
8	2012	SLEEVE, ADJ – LONG, RIDER	1	
9	2156	SPRING, COIL	1	
10@	2621	ZERK, GREASE STR 1/4– 28	1	
11	0202	SCREW, HHC 5/16–18 X 1	4	
12	0300 B	WASHER, FLAT, 5/16 SAE	4	
13@	0730	SCREW, HHC 1/4–20 X 1	8	
14@	11653	SLEEVE, W/U-JOINT	1	
15@	1577	SET COLLAR, 1/2	1	
16@	1987	MITER BOX, PITCH CONTROL	1	
17@	1988	MITER BOX, BEARING CAP RIDERS	1	
18@	2023	SHAFT	1	
18@	2021	SHAFT, MITER VERTICAL	1	
19@	2022	SHAFT, MITER	2	
20@	2062	GEAR, MITER	1	
21@	2845	SHAFT, MITER BOX HORIZ	1	
22@	4514	SCREW, HHC 1/4 –20 X 5/8	4	
23	5283	NUT, NYLOC 5/16 –18	4	
24	11655	MITER BOX ASSEMBLY	1.....	INCLUDES ITEMS W/@

NOTICE

Indicated quantities are for one miter box. If ordering for two miter boxes, double quantity.

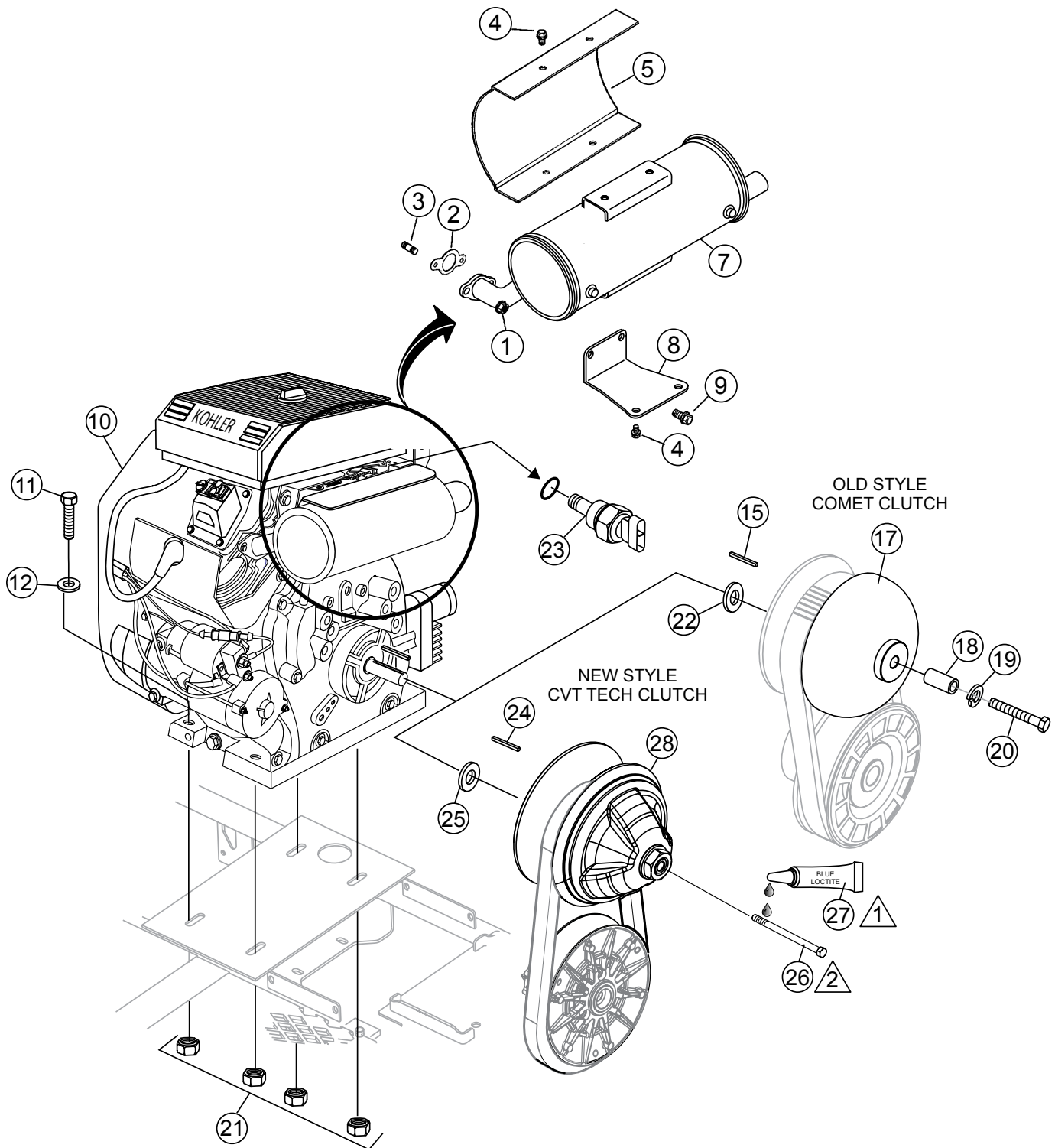
DRIVE ASSY.



DRIVE ASSY.

<u>NO.</u>	<u>PART NO.</u>	<u>PART NAME</u>	<u>QTY.</u>	<u>REMARKS</u>
1	23636	CV JOINT ASSY., LH.....	1.....	INCLUDES ITEMS W/@
1A	23630	CV JOINT ASSY., RH	1.....	INCLUDES ITEMS W/\$
2@\$	2090	SNAP RING, TRUARC#5100-106 1.062 DIA X .056	2	
3@\$	2052	C.V. JOINT, COUPLING W/ BOOT.....	2.....	INCLUDES ITEMS W/%
4@\$%	11108	GASKET, C.V. JOINT BOOT RIDERS	2	
5@\$%	2259	BOOT ASSY, C.V. JOINT RIDERS.....	2.....	INCLUDES ITEMS W/#
6@#%\$	22219	O-RING, SIZE 2-228N-90 2.25 DIA X .125	2	
7@#%\$	22220	O-RING, SIZE 2-225N-90 1.875 DIA. X .125	2	
8@\$	1662	TIE, CABLE TY-RAP BLACK	2	
9@	2122	SHAFT, C.V. JOINT, LH 8.50 LG	1.....	6/02/2007 & LATER
9A@	2074	SHAFT, C.V. JOINT, RH 10.75 LG	1.....	6/01/2007 & BEFORE
9B\$	10748	SHAFT, CV JOINT, 10.81 LONG	1	
10@\$	0126	KEY, WOODRUFF #606 3/16" X 3/4" (#9)	4	
11◆	23632	DRIVE, CROSS SHAFT ASSY., CV TECH	1	
11A	32581-SK	SERVICE KIT, CROSS SHAFT ASSY., COMET	1	
16	22121	BRACKET, BELT GUARD SUPPORT.....	1.....	5/01/2007 & LATER
16A	21491	PANEL, SPLASH	1.....	4/30/2007 & BELOW
20◆	23635	CLUTCH, DRIVEN, CV TECH	1	
20A	21475-1	CLUTCH, DRIVEN, COMET	1	
21	13351	WASHER, FLAT 3/8 EXT THICK HIGH STRGTH	4	
22◆	23480	COUPLER, CV JOINT	1	
23	11773	SHIM, STEEL .031 X 1.5 DIA. X 1.0 DIA.	AR	
24◆	6059 B	KEY, 1/4 SQ. X 2.00	1	
25◆	17108	SCREW, SHC 5/16-18 X 1- 3/4	3	
26	2186	SCREW, SHC 5/16-16 X 2-1/4" PLTD	9	
27	0161 C	WASHER, LOCK, 5/16" MED	12	
30	0243	SCREW, SHC 5/16- 18 X 1-3/4"	3	
35	60097	LOCTITE, BLUE #246	AR	
36	10133	NUT, NYLOC 3/8-16	4	
37	60090	LOCTITE, RED #262	AR	
38◆	9092	SCREW, FHCS 5/16-18 X 1-1/4" NYLON PATCH	1	
39◆	23484	RETAINER, DRIVEN CLUTCH	1	
40	20186	PLATE, BEARING MOUNT	2	
41	23513	BELT, CV TECH	1	
41A	20138	BELT, COMET	1	
42	23631	DRIVE ASSEMBLY, CV TECH CLUTCH	1.....	INCLUDES ITEMS W/◆

ENGINE/MUFFLER/BELT ASSY. (HTN27K)



▲ 1 USE LOCTITE BLUE# 246 W/ ALL SCREWS.

▲ 2 TORQUE TO 45 FT-LBF (61.01 N•m).

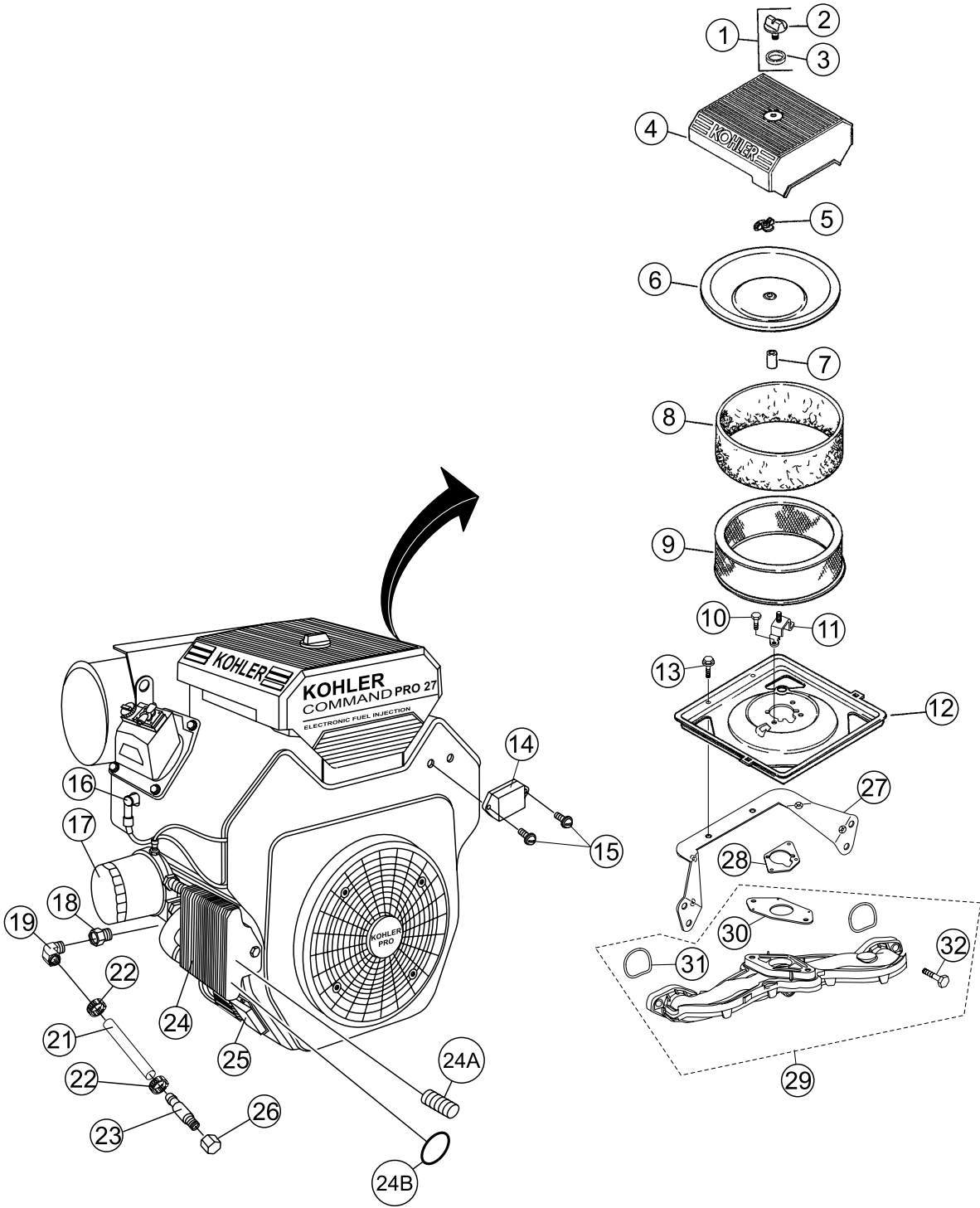
ENGINE/MUFFLER/BELT ASSY. (HTN27K)

<u>NO.</u>	<u>PART NO.</u>	<u>PART NAME</u>	<u>QTY.</u>	<u>REMARKS</u>
1	M841080S	NUT, FLANGE MUFFLER	4	
2	2404149S	GASKET, EXHAUST MANIFOLD	2	
3	2507204S	STUD, EXHAUST	4	
4	M650012S	SCREW, HEX FLANGE	4	
5	2431404S	INNER HEAT SHIED, MUFFLER	1	
7	2406836S	MUFFLER, O.F. SIDE OUTLET	1	
8	2412690S	BRACKET, MUFFLER	1	
9	M839020S	SCREW, HEX FLANGE	2	
10	21421	ENGINE, KOHLER, 1 X 7/16 OD, SHAFT	1	SN# VH0207065 & BELOW
10	22608	ENGINE, KOHLER, 1 X 1/8 OD. SHAFT	1	SN# UC0207255 & ABOVE
11	1207	SCREW, HHC 5/16-18 X 1-3/4	4	
12	0300 B	WASHER, FLAT 5/16 SAE	8	
15	20444	KEY, 0.25 SQ X 2.75.....	1	SN# VH0207065 & BELOW
17	20846-1	CLUTCH, 1-7/16 CVT COMET	1	SN# VH0207065 & BELOW
18	21528	SPACER, 1.415 O.D. X .66 I.D. X 1.5 L.....	1	SN# VH0207065 & BELOW
19	4703	WASHER, LOCK, 5/8 MED.....	1	SN# VH0207065 & BELOW
20	21316	SCREW, HHC 5/8-18 X 3	1	SN# VH0207065 & BELOW
21	5283	NUT, NYLOC 5/16-18	4	
22	21489	WASHER, FLAT 1.437 X .032 THK.....	1	SN# VH0207065 & BELOW
23	2509927S	OIL PRESSURE SWITCH	1	
24	22632	KEY, STEEL, .188 X .250 X 2.063	1	SN# UC0207255 & ABOVE
25	23590	SPACER, UPPER CLUTCH.....	1	SN# UC0207255 & ABOVE
26	20264	SCREW, HHC 7/16-20 X 3.5"	1	SN# UC0207255 & ABOVE
27	60047	LOCTITE, BLUE #246	AR	SN# UC0207255 & ABOVE
28	23639	DRIVE ASSY., CV TECH CLUTCH.....	1	SN# UC0207255 & ABOVE

NOTICE

For a complete replacement of the CVT Comet Clutch (Old Style), order P/N 20846-1. There are no individual components for P/N 20846-1, assembly only.

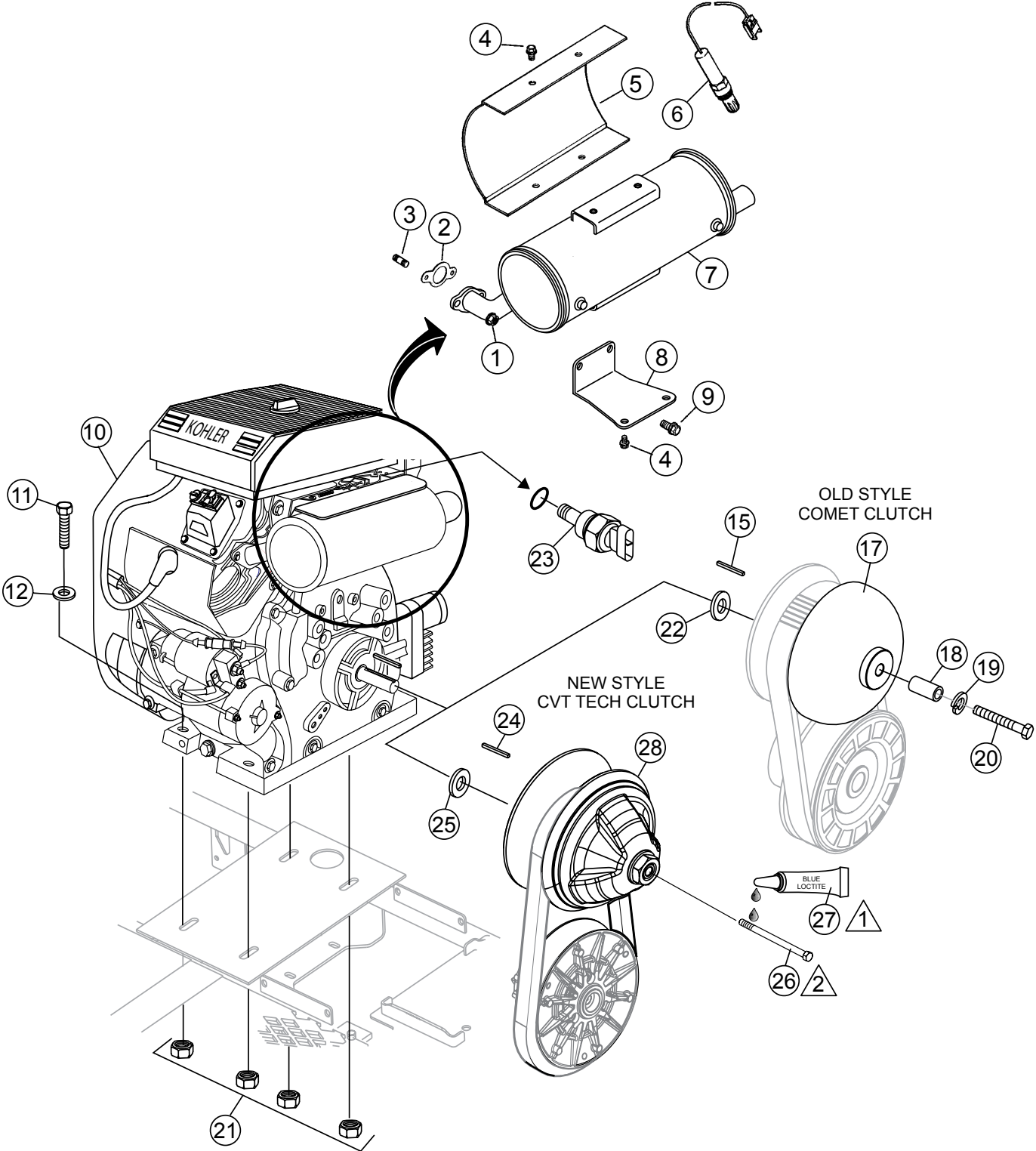
FILTERS/COOLER ASSY. (HTN27K)



FILTERS/COOLER ASSY. (HTN27K)

<u>NO.</u>	<u>PART NO.</u>	<u>PART NAME</u>	<u>QTY.</u>	<u>REMARKS</u>
1	5475501S	KIT, KNOB W/SEAL	1.....	INCLUDES ITEMS W/@
2@	2534104S	KNOB, AIR CLEANER COVER	1	
3@	2415320S	O-RING	1	
4	2409667S	COVER, AIR CLEANER	1	
5	1210001S	WINGNUT	1	
6	2409601S	COVER, INNER AIR CLEANER	1	
7	230046S	SEAL BREATHER	1	
8	2408305S	ELEMENT, PRE-CLEANER	1	
9	2408303S	ELEMENT, AIR FILTER	1	
10	2408653S	SCREW, HEX. FLANGE M6X1.0X16	2	
11	2412688S	BRACKET, AIR CLEANER BASE	1.....	2/17/2011 AND BELOW
11	241262266S	BRACKET, AIR CLEANER	1.....	2/17/2011 AND ABOVE
12	2409437S	BASE, A/C W/STRTR SIDE DIMPLE	1.....	2/17/2011 AND BELOW
12	2409488S	KIT, AIR CLEANER BASE	1.....	2/17/2011 AND ABOVE
13	2404106S	GASKET, AIR CLEANER BASE	1.....	2/17/2011 AND BELOW
13	M545010S	SCREW, FLG THD FRM M5X 8X10.....	1.....	2/17/2011 AND ABOVE
14	2655	HOUR METER	1.....	2/17/2011 AND BELOW
14	TBD	HOUR METER.....	1.....	2/17/2011 AND ABOVE
15	8239	RIVET, POP 1/8 DIA X .400 ALUMINUM	2	
16	2513212	SPARK PLUG	2	
17	5205002S	FILTER, OIL	1	
18	19317	PLUG, OIL DRAIN	1	
19	370628	FITTING, BRASS 45 6 BARB 1/4MP	1	
21	60045	HOSE, 3/8 ID PUSHLOCK	1	
22	22067	CLAMP, HOSE WORM 1/4 - 5/8	2	
23	12237	FITTING, PUSH-ON 6 HOSE 6MJ	1	
24	5475521S	ALUMINUM BASE OIL COOLER	1.....	INCLUDES ITEMS W/#
24A#	2813601S	NIPPLE, OIL FILTER	1	
24B#	2415321S	O-RING, OIL COOLER	1	
25	2540305S	REGULATOR, RECTIFIER	1	
26	12236	FITTING, CAP 6F JHEX	1	
27	24126130S	BRACKET, AIR CLEANER	1	
28	2404106S	GASKET, AIR CLEANER BASE	1	
29	2416454S	MANIFOLD, INTAKE	1.....	INCLUDES ITEMS W/%
			2/17/2011 AND ABOVE
29	2416493S	MANIFOLD, INTAKE	1.....	INCLUDES ITEMS W/%
			2/17/2011 AND ABOVE
30%	2404153S	GASKET, CARBURETOR	1	
31%	2415327S	O-RING, INTAKE PORT	2	
32%	M651040S	SCREW, HEX. FLANGE M6X1.0X40	4	

ENGINE/MUFFLER/CLUTCH ASSY. (HTN28K)



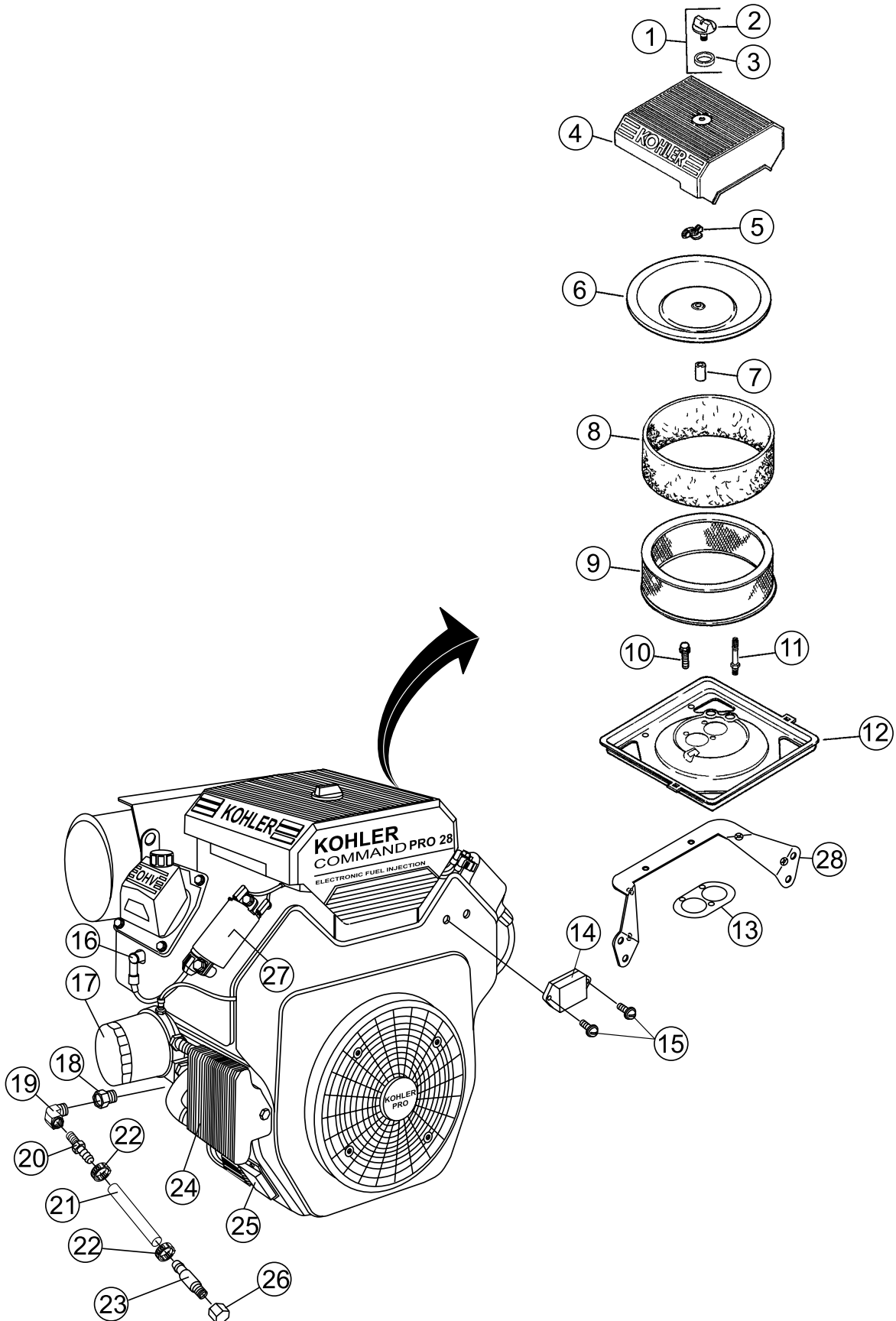
▲ 1 USE LOCTITE BLUE# 246 W/ ALL SCREWS.

▲ 2 TORQUE TO 45 FT-LBF (61.01 N•m).

ENGINE/MUFFLER/CLUTCH ASSY. (HTN28K)

<u>NO.</u>	<u>PART NO.</u>	<u>PART NAME</u>	<u>QTY.</u>	<u>REMARKS</u>
1	M841080S	NUT, FLANGE MUFFLER	4	
2	2404149S	GASKET, EXHAUST MANIFOLD	2	
3	2507204S	STUD, EXHAUST	4	
4	M650012S	SCREW, HEX FLANGE	4	
5	2431421S	INNER HEAT SHIED, MUFFLER	1	
6	2441805S	SENSOR, OXYGEN	1	
7	2406851S	MUFFLER	1	
8	2412690S	BRACKET, MUFFLER	1	
9	M839020S	SCREW, HEX FLANGE	2	
10	21422	ENGINE, KOHLER EFI, 1 X 7/16 OD, SHAFT ..1.....	1	SN# VH0207065 & BELOW
10	22607	ENGINE, KOHLER EFI, 1 X 1/8 OD, SHAFT1.....	1	SN# UC0207255 & ABOVE
11	1207	SCREW, HHC 5/16 -18 X 1-3/4	4	
12	300 B	WASHER, FLAT 5/16 SAE	8	
15	20444	KEY, 0.25 SQ X 2.75	1	SN# VH0207065 & BELOW
17	20846-1	CLUTCH, 1 - 7/16 CVT COMET	1	REPLACES P/N 20846
			SN# VH0207065 & BELOW
18	21528	SPACER, 1.415 O.D. X .66 I.D. X 1.5 L	1	SN# VH0207065 & BELOW
19	4703	WASHER, LOCK, 5/8 MED	1	SN# VH0207065 & BELOW
20	21316	SCREW, HHC 5/8 - 18 X 3	1	SN# VH0207065 & BELOW
21	5283	NUT, NYLOC 5/16-18	4	
22	21489	WASHER, FLAT 1.437 X .032 THK	1	SN# VH0207065 & BELOW
23	2509927S	OIL PRESSURE SWITCH	1	
24	22632	KEY, STEEL, .188 X .250 X 2.063	1	SN# UC0207255 & ABOVE
25	23590	SPACER, UPPER CLUTCH.....	1	SN# UC0207255 & ABOVE
26	20264	SCREW, HHC 7/16-20 X 3.5"	1	SN# UC0207255 & ABOVE
27	60047	LOCTITE, BLUE #246	AR	SN# UC0207255 & ABOVE
28	23639	DRIVE ASSY., CV TECH CLUTCH.....	1	SN# UC0207255 & ABOVE

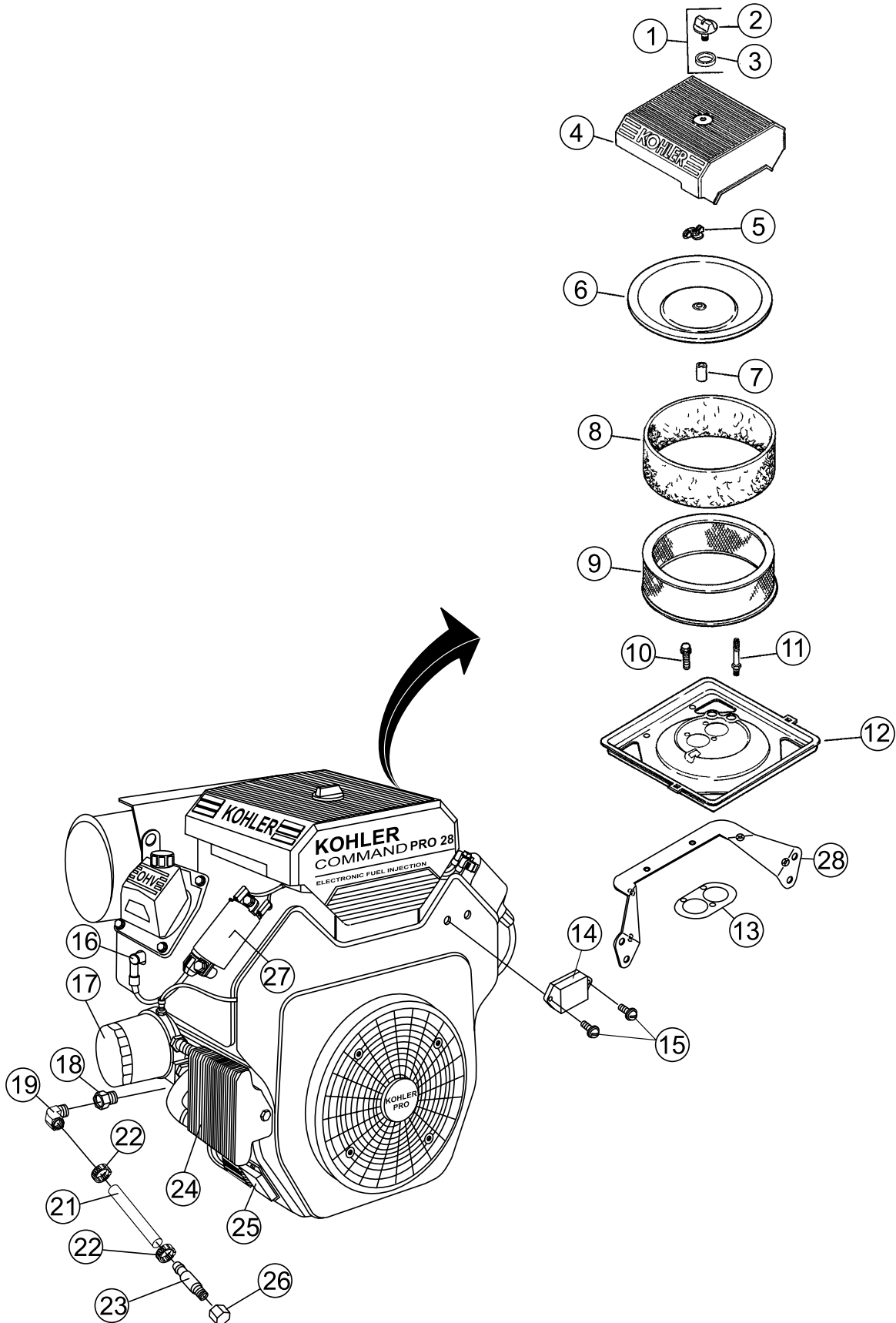
FILTERS/COOLER ASSY. (S/N VH0207065 & BELOW)



FILTERS/COOLER ASSY. (S/N VH0207065 & BELOW)

<u>NO.</u>	<u>PART NO.</u>	<u>PART NAME</u>	<u>QTY.</u>	<u>REMARKS</u>
1	5475501S	KIT, KNOB W/SEAL	1.....	INCLUDES ITEMS W/@
2@	2534104S	KNOB, AIR CLEANER COVER	1	
3@	2415320S	O-RING	1	
4	2409667S	COVER, AIR CLEANER	1	
5	1210001S	WINGNUT	1	
6	2409601S	COVER, INNER AIR CLEANER	1	
7	2403212S	SEAL BREATHER	1	
8	2408305S	ELEMENT, PRE-CLEANER	1	
9	2408303S	ELEMENT, AIR FILTER	1	
10	2408654S	SCREW, M6 X1X12	2	
11	2407207S	STUD	1	
12	2409435S	BASE, AIR CLEANER	1	
13	2404136S	GASKET, AIR CLEANER BASE 1		
14	2655	HOUR METER	1	
15	8239	RIVET, POP 1/8 DIA X .400 ALUMINUM	2	
16	1213202S	SPARK PLUG	2	
17	1205001S	FILTER, OIL 1		
18	19317	PLUG, OIL DRAIN	1	
19	TBD	FITTING, 90 DEGREE	1	
20	370628	FITTING, BRASS 45 6 BARB 1/4MP	1	
21	60045	HOSE, 3/8 ID PUSHLOCK	1	
22	1947	CLAMP, HOSE WORM 1/4 - 5/8	2	
23	12237	FITTING, PUSH-ON 6 HOSE 6MJ	1	
24	2459431S	KIT, COOLER	1	
25	2540308S	REGULATOR, RECTIFIER EFI	1	
26	12236	FITTING,CAP 6F JHEX	1	
27	2451902S	COIL, IGNITION	2	
28	24126130S	BRACKET, AIR CLEANER BASE	1	

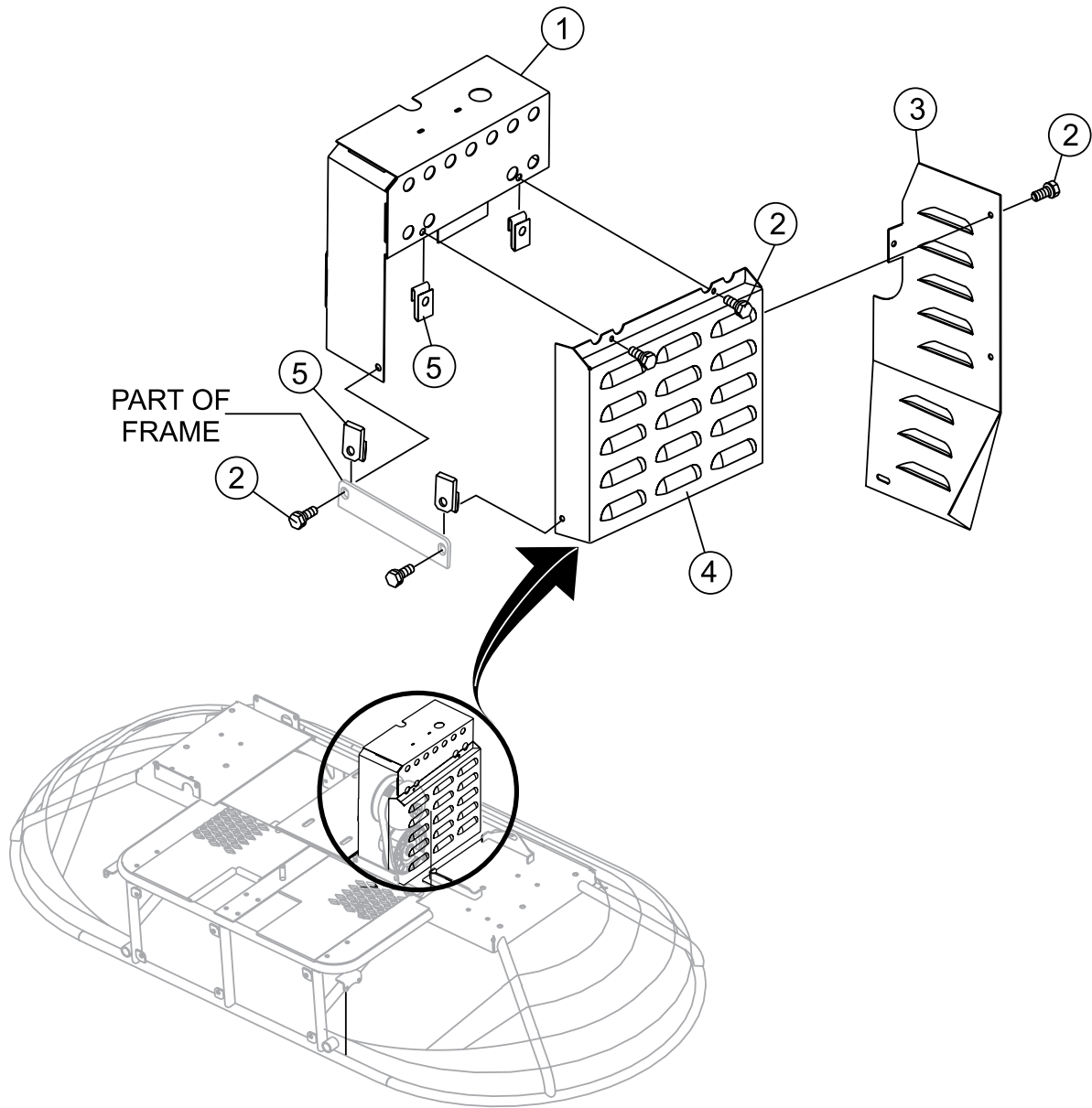
FILTERS/COOLER ASSY. (S/N UC0207255 & ABOVE)



FILTERS/COOLER ASSY. (S/N UC0207255 & ABOVE)

<u>NO.</u>	<u>PART NO.</u>	<u>PART NAME</u>	<u>QTY.</u>	<u>REMARKS</u>
1	5475501S	KIT, KNOB W/SEAL	1	INCLUDES ITEMS W/@
2@	2534104S	KNOB, AIR CLEANER COVER	1	
3@	2415320S	O-RING	1	
4	2409667S	COVER, AIR CLEANER	1	
5	1210001S	WINGNUT	1	
6	2409601S	COVER, INNER AIR CLEANER	1	
7	2403212S	SEAL BREATHER	1	
8	2408305S	ELEMENT, PRE-CLEANER	1	
9	2408303S	ELEMENT, AIR FILTER	1	
10	2408654S	SCREW, M6 X1X12	2	
11	2407207S	STUD	1	
12	2409435S	BASE, AIR CLEANER	1	
13	2404136S	GASKET, AIR CLEANER BASE	1	
14	2655	HOUR METER	1	
15	8239	RIVET, POP 1/8 DIA X .400 ALUMINUM	2	
16	1213202S	SPARK PLUG	2	
17	1205001S	FILTER, OIL	1	
18	19317	PLUG, OIL DRAIN	1	
19	370628	FITTING, BRASS 45 6 BARB 1/4MP	1	
21	60045	HOSE, 3/8 ID PUSHLOCK	1	
22	22067	CLAMP, HOSE WORM 1/4 - 5/8	2	
23	12237	FITTING, PUSH-ON 6 HOSE 6MJ	1	
24	2459431S	KIT, COOLER	1	
25	2540308S	REGULATOR, RECTIFIER EFI	1	
26	12236	FITTING, CAP 6F JHEX	1	
27	2451902S	COIL, IGNITION	2	
28	24126130S	BRACKET, AIR CLEANER BASE	1	

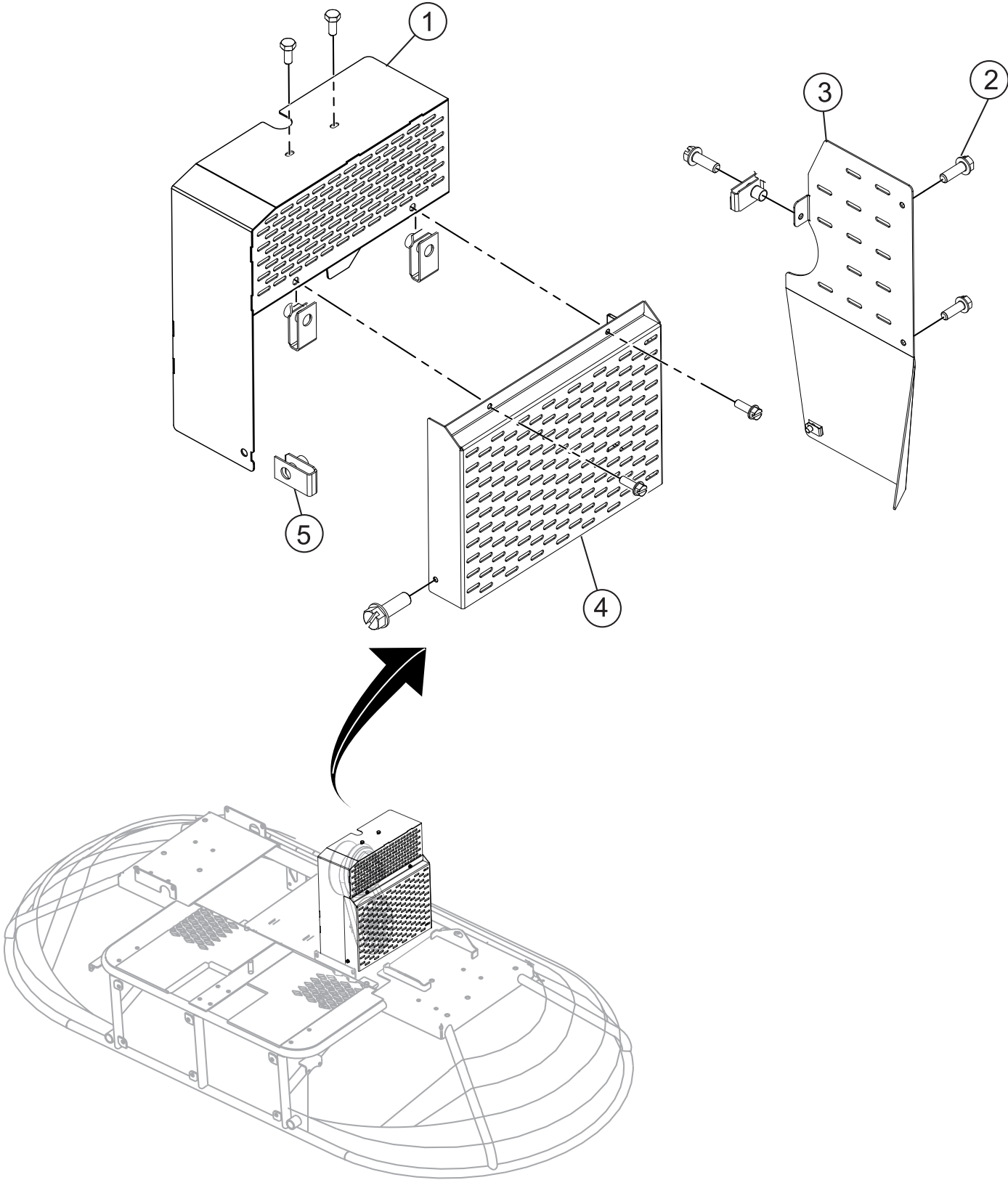
V-BELT COVER/SHIELD ASSY. (S/N ZE0205199 & BELOW)



V-BELT COVER/SHIELD ASSY. (S/N ZE0205199 & BELOW)

<u>NO.</u>	<u>PART NO.</u>	<u>PART NAME</u>	<u>QTY.</u>	<u>REMARKS</u>
1	21462	SHIELD, MUFFLER OUTER	1	
2	11819	SCREW, HHC FLANGED 1/4-20X3/4"	7	
3	21312	GUARD, BELT REAR	1.....	5/1/2007 AND BELOW
4	21309	GUARD, BELT	1.....	5/5/2007 AND BELOW
5	11534	NUT, U-TYPE 1/4-20	7	

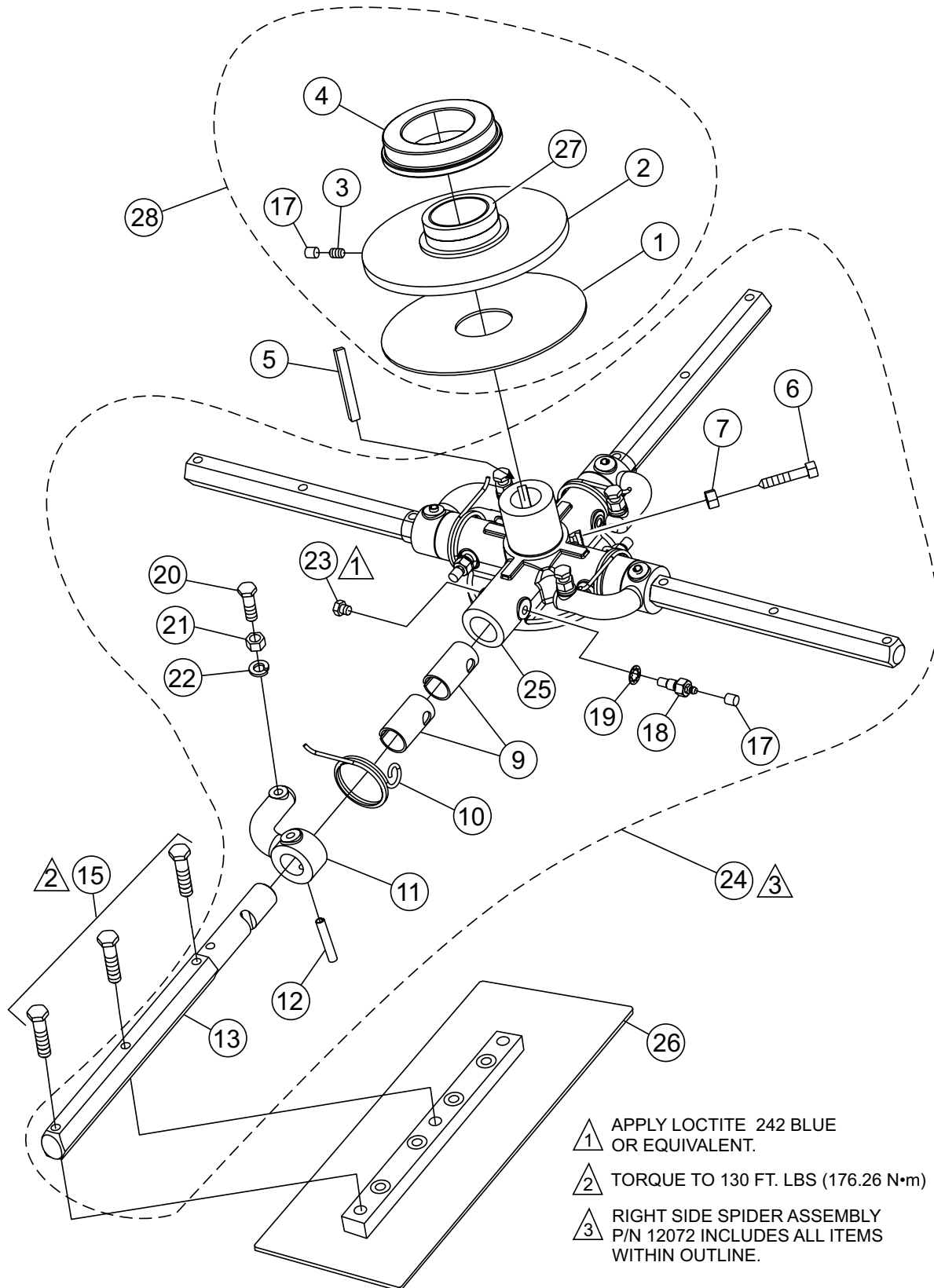
V-BELT COVER/SHIELD ASSY. (S/N UC0207255 & ABOVE)



V-BELT COVER/SHIELD ASSY. (S/N UC0207255 & ABOVE)

<u>NO.</u>	<u>PART NO.</u>	<u>PART NAME</u>	<u>QTY.</u>	<u>REMARKS</u>
1	22124	SHIELD, MUFFLER OUTER	1	
2	11819	SCREW, HHC FLANGED 1/4-20X3/4"	7	
3	22120	GUARD, BELT REAR.....	1.....	5/2/2007 AND ABOVE
4	22119	GUARD, BELT SIDE	1.....	5/5/2007 AND ABOVE
5	11534	NUT, U-TYPE 1/4-20	7	

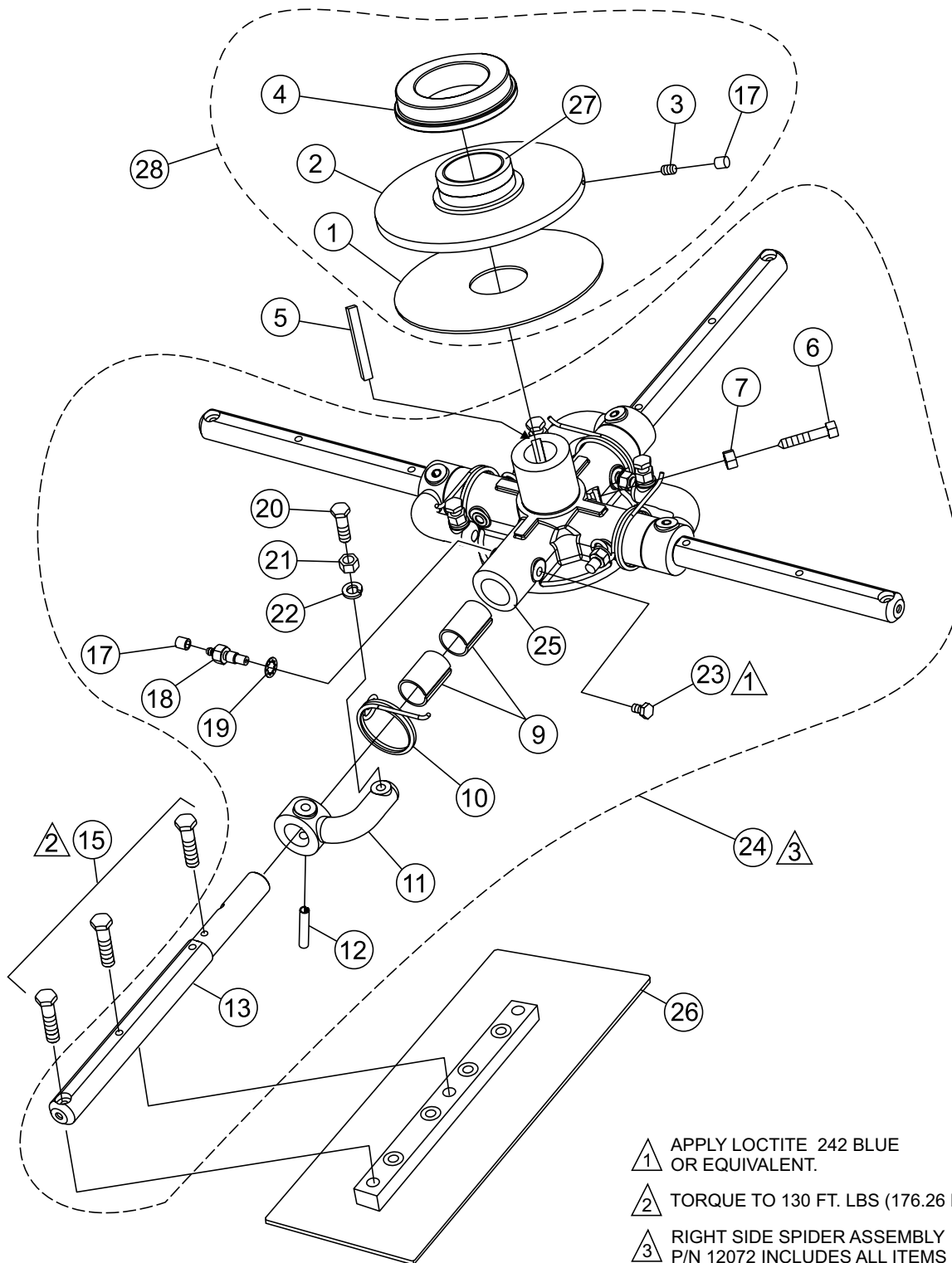
SPIDER ASSY. (R)



SPIDER ASSY. (R)

<u>NO.</u>	<u>PART NO.</u>	<u>PART NAME</u>	<u>QTY.</u>	<u>REMARKS</u>
1%	11419	PLATE, WEAR THRUST COLLAR	1	
2%	11431	THRUST COLLAR W/ BUSHING	1	INCLUDES ITEMS W/+
3%	2621	ZERK, GREASE STR 1/4 - 24	1	
4%	12779	BEARING, THRUST 6017 2RS W/ FLANGE	1	
5	9193	KEY, 5/16 SQ. X 2-5/8 HRDND.....	1	REPLACES P/N 12101
6@	12097	SCREW, SQHS 3/8-16 X 1-3/4 CONE 8	2	
7@	1456	NUT, HEX FINISH 3/8-16	2	
9@	11039	BUSHING, TROWEL ARM 2-PIECE	8	
10@	11594	SPRING, TROWEL ARM LEVER RIGHT	4	
11@	11904-1	LEVER, TROWEL ARM HAND RIDE SIDE	4	
12@	9006	PIN, ROLL 5/16 X 2 NO PLATE	4	
13@	2829-1	ARM, TROWEL HD EXT.	4	
15@	23644	KIT, BOLT SAE BLADE	1	
17@	1162 A	CAP, GREASE ZERK #2	5	
18@	1322	SCREW ASSEMBLY, ARM RETAINING	4	
19@	1875	WASHER, INT. SHKP. 3/8	4	
20@	0164 B	SCREW, TROWEL ADJUSTMENT	4	
21@	1876	NUT, HEX JAM 3/8-16 CLASS 2B	4	
22@	0166 A	WASHER, LOCK, 3/8 MEDIUM	4	
23@#	11602	SCREW, HHC 3/8-16 X 1/4	4	
24	12072	SPIDER ASSY., R.S. 4BLD 1-1/4 MAIN SHAFT1.....		INCLUDES ITEMS W/@
25@	11987-1	SPIDER PLATE, 1-1/4 SHAFT 4BLD.....	1	INCLUDES ITEMS W/#
26		BLADE ASSEMBLY	4	CONTACT UNIT SALES DEPT./
			ACCESSORY ITEM
27+%	20426	THRUST COLLAR BUSHING	1	
28%	20938	THRUST COLLAR KIT	1	INCLUDES ITEMS W/%

SPIDER ASSY. (L)

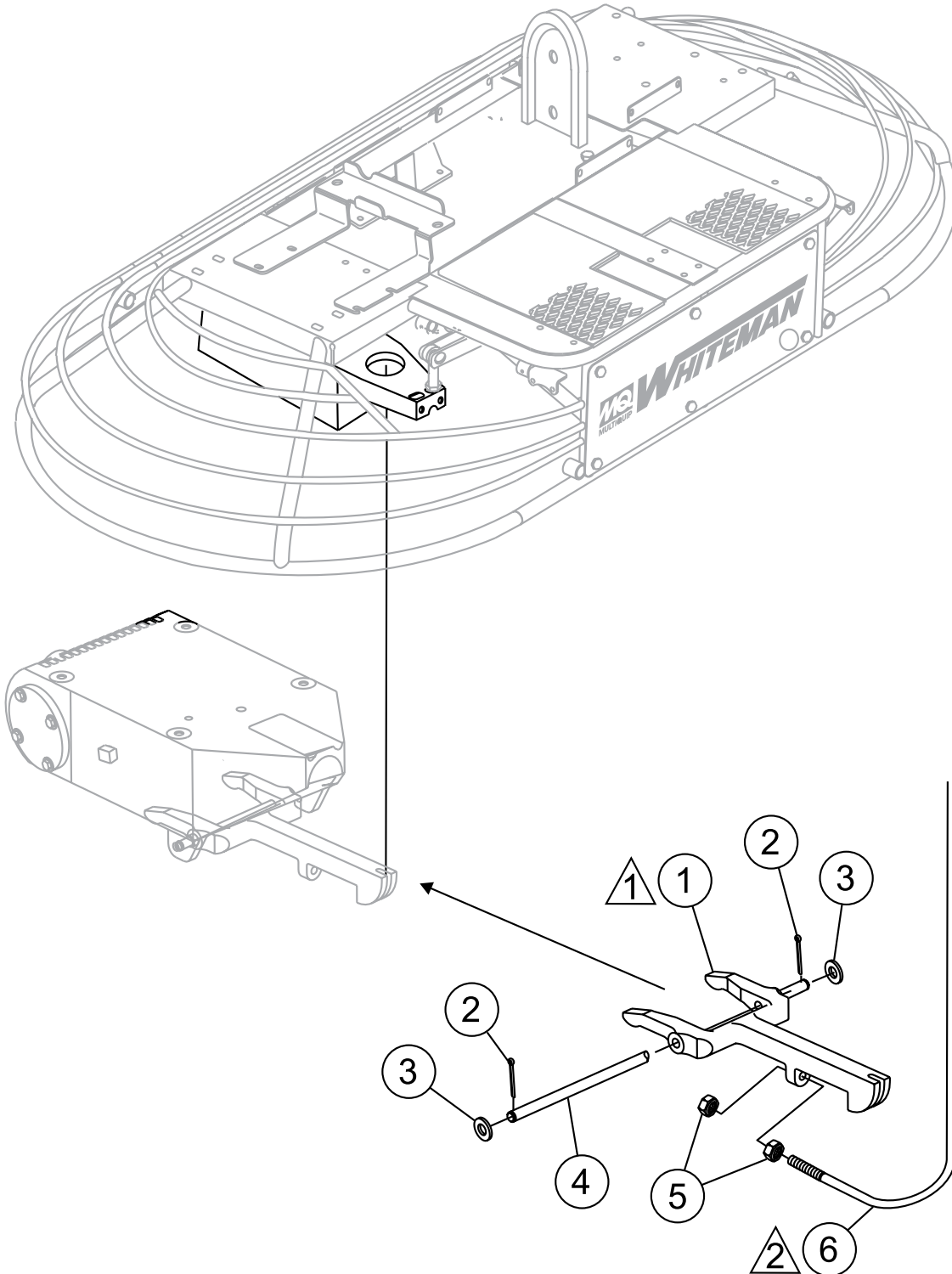


- ▲ 1 APPLY LOCTITE 242 BLUE OR EQUIVALENT.
- ▲ 2 TORQUE TO 130 FT. LBS (176.26 N•m)
- ▲ 3 RIGHT SIDE SPIDER ASSEMBLY P/N 12072 INCLUDES ALL ITEMS WITHIN OUTLINE.

SPIDER ASSY. (L)

<u>NO.</u>	<u>PART NO.</u>	<u>PART NAME</u>	<u>QTY.</u>	<u>REMARKS</u>
1%	11419	PLATE, WEAR THRUST COLLAR	1	
2%	11431	THRUST COLLAR W/ BUSHING	1	INCLUDES ITEMS W/+
3%	2621	ZERK, GREASE 1/4 - 28	1	
4%	12779	BEARING, THRUST 6017 2RS W/ FLANGE	1	
5	9193	KEY, 5/16 SQ. X 2 - 5/8 HRDND.....	1	REPLACES P/N 12101
6@	12097	SCREW, SQHS 3/8 - 16 X 1-3/4 CONE 8	2	
7@	1456	NUT, HEX FINISH 3/8 - 16	2	
9@	11039	BUSHING, TROWEL ARM 2-PIECE	8	
10@	11595	SPRING, LEFT TROWEL ARM LEVER	4	
11@	11903-1	LEVER, TROWEL ARM LEFT SIDE	4	
12@	9006	PIN, ROLL 5/16 X 2 NO PLATE	4	
13@	21495-1	ARM, TROWEL BLADE, L.S.	4	
15@	23644	KIT, BOLT SAE BLADE	1	
17@	1162 A	CAP, GREASE ZERK #2	5	
18@	1322	SCREW ASSY, ARM RETAINING	4	
19@	1875	WASHER, INT. SHKP. 3/8	4	
20@	0164 B	SCREW, TROWEL ADJUSTMENT	4	
21@	1876	NUT, HEX JAM 3/8 - 16 CLASS 2B	4	
22@	0166 A	WASHER, LOCK, 3/8 MEDIUM	4	
23@#	11602	SCREW, HHC 3/8 -16 X 1/4	4	
24	21310	SPIDER ASSY., L.S. 4BLD 1-1/4 MAIN SHAFT 1.....	1	INCLUDES ITEMS W/@
25@	11987-1	SPIDER PLATE, 1-1/4 SHAFT 4BLD.....	1	INCLUDES ITEMS W/#
26		BLADE ASSEMBLY	4	CONTACT UNIT SALES DEPT./
			ACCESSORY ITEM
27+%	20426	THRUST COLLAR BUSHING	1	
28%	20938	THRUST COLLAR KIT	1	INCLUDES ITEMS W/%

YOKE ASSY.



NOTES:

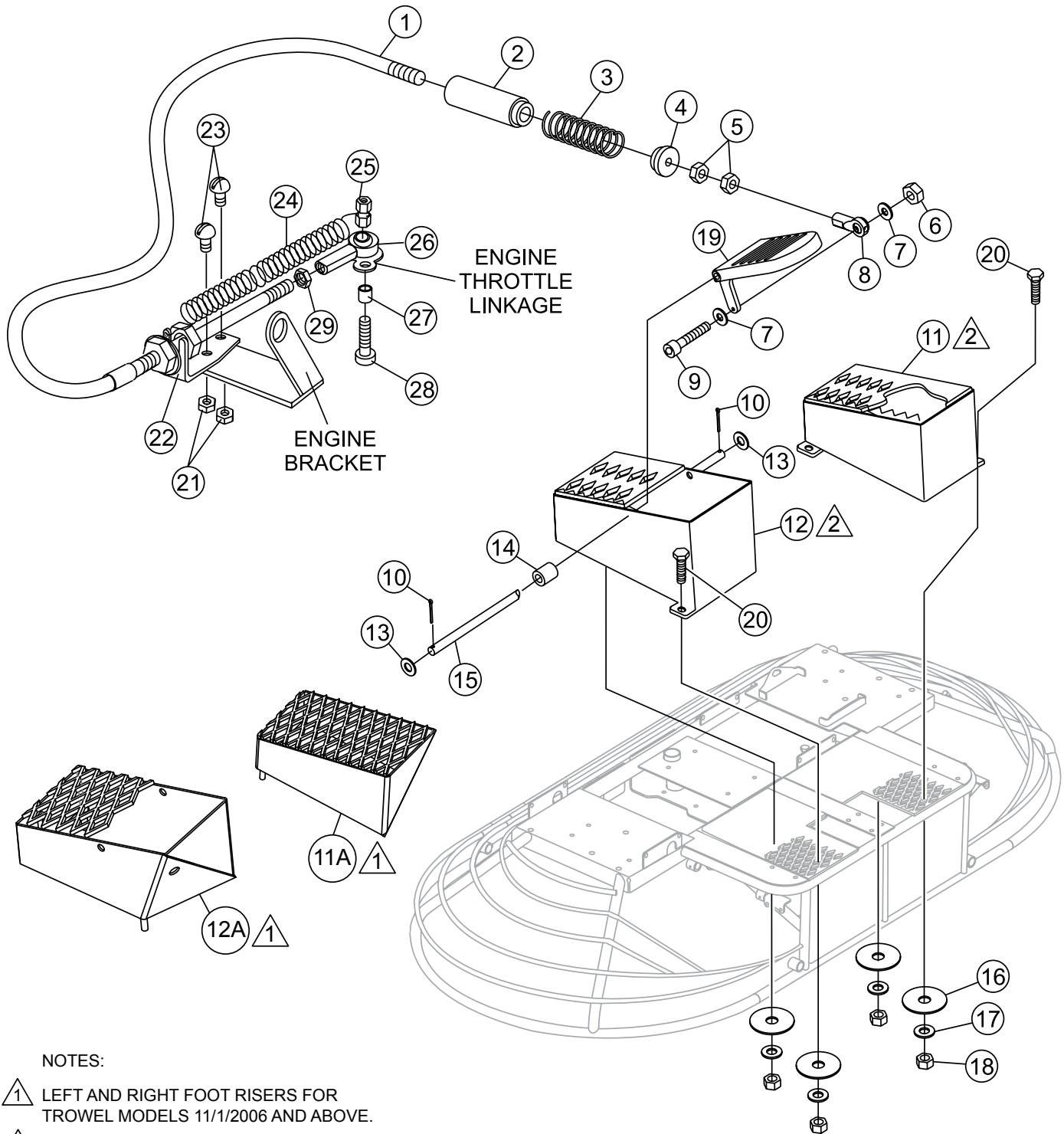
△ 1 LEFT AND RIGHT YOKE ASSEMBLIES IDENTICAL.

△ 2 SEE TWIN PITCH ASSEMBLY.

YOKE ASSY.

<u>NO.</u>	<u>PART NO.</u>	<u>PART NAME</u>	<u>QTY.</u>	<u>REMARKS</u>
1	12100	YOKE	2	
2	0683	PIN, COTTER 3/32 X 3/4	4	
3	10136	WASHER, FLAT 3/8 SAE	6	
4	9028	PIN, YOKE	2	
5	1116	NUT, BRASS JAM 5/16 -18	4	
6	9912	CABLE ASSEMBLY 26.38 HT-V PITCH	2	

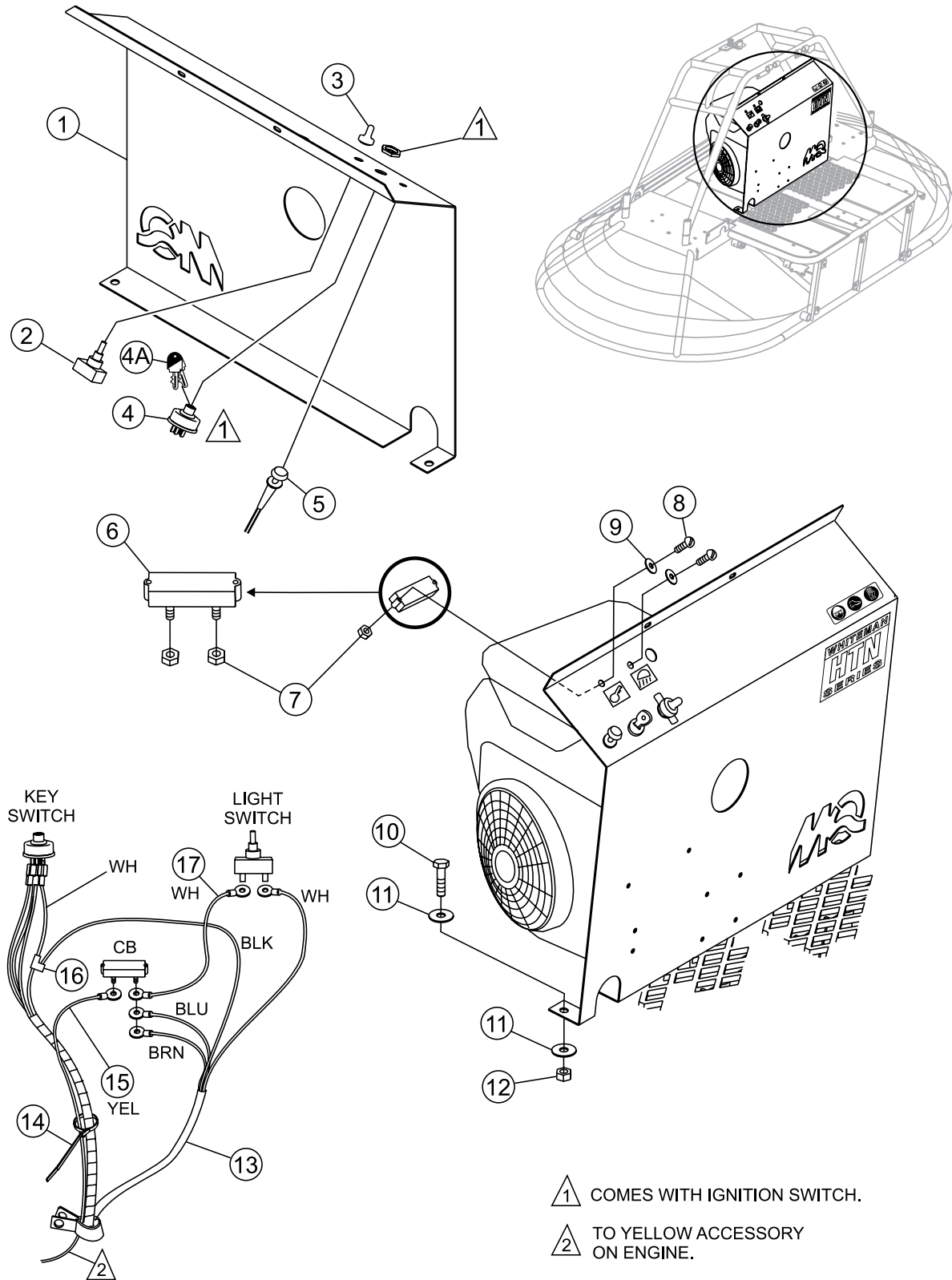
THROTTLE CABLE/FOOT PEDALS ASSY.



THROTTLE CABLE/FOOT PEDALS ASSY.

<u>NO.</u>	<u>PART NO.</u>	<u>PART NAME</u>	<u>QTY.</u>	<u>REMARKS</u>
1	2124	CABLE, CONTROL	1	
2	2754	ADAPTER, THROTTLE SPRING, LONG	1	12/31/2006 AND BELOW
2	22042	ADAPTER, THROTTLE SPRING, LONG	1	01/01/2007 AND ABOVE
3	2753	SPRING, THROTTLE RETURN	1	
4	2755	ADAPTER, THROTTLE SPRING, SHORT	1	
5	0937	NUT, HEX 10-32 ZINC PLTD	2	
6	10019	NUT, NYLOC 10-32	1	
7	2203	WASHER, FLAT #10 SAE	2	
8	2153	ROD END, 10-32 FEMALE RH	1	
9	10018	SCREW, SHC 10-32 X 1	1	
10	6014 B	PIN, COTTER 3/32 X 1	2	
11	12635	RISER, LEFT FOOT	1	10/31/2006 AND BELOW
11A	22035	RISER, LEFT FOOT	1	11/1/2006 AND ABOVE
12	12637	RISER, RIGHT FOOT	1	10/31/2006 AND BELOW
12A	22037	RISER, RIGHT FOOT	1	11/1/2006 AND ABOVE
13	10136	WASHER, FLAT 3/8 SAE	2	
14	3083	SPACER, 3/4 X 3/8 X 7/8 LONG	1	
15	2772	PIN, ACCELERATOR PEDAL	1	
16	3233	WASHER, FENDER 1.50D X 3/8" ID	4	
17	0300 B	WASHER, FLAT 5/16" SAE	4	
18	5283	NUT, NYLOC 5/16-18"	4	
19	2086	PEDAL ACCELERATOR	1	
20	0202	SCREW, HHC 5/16-18 X 1" ZINC	4	
21	10019	NUT, NYLOC 10-32"	2	
22	2884	BRACKET, THROTTLE CABLE	1	
23	5065 B	SCREW, RHM 10-32 X 1/2	2	
24	2192	SPRING, EXTENSION RT	1	
25	2194	NUT, THROTTLE	1	
26	2153	ROD END, 10-32 FEMALE RH	1	
27	2190	SCREW, SHC 10-32 1 NP (1)	1	
28	10018	SCREW, SHC 10-32 1 NP (1)	1	
29	0937	NUT, FULL HEX 10-32 ZINC PLTD	1	

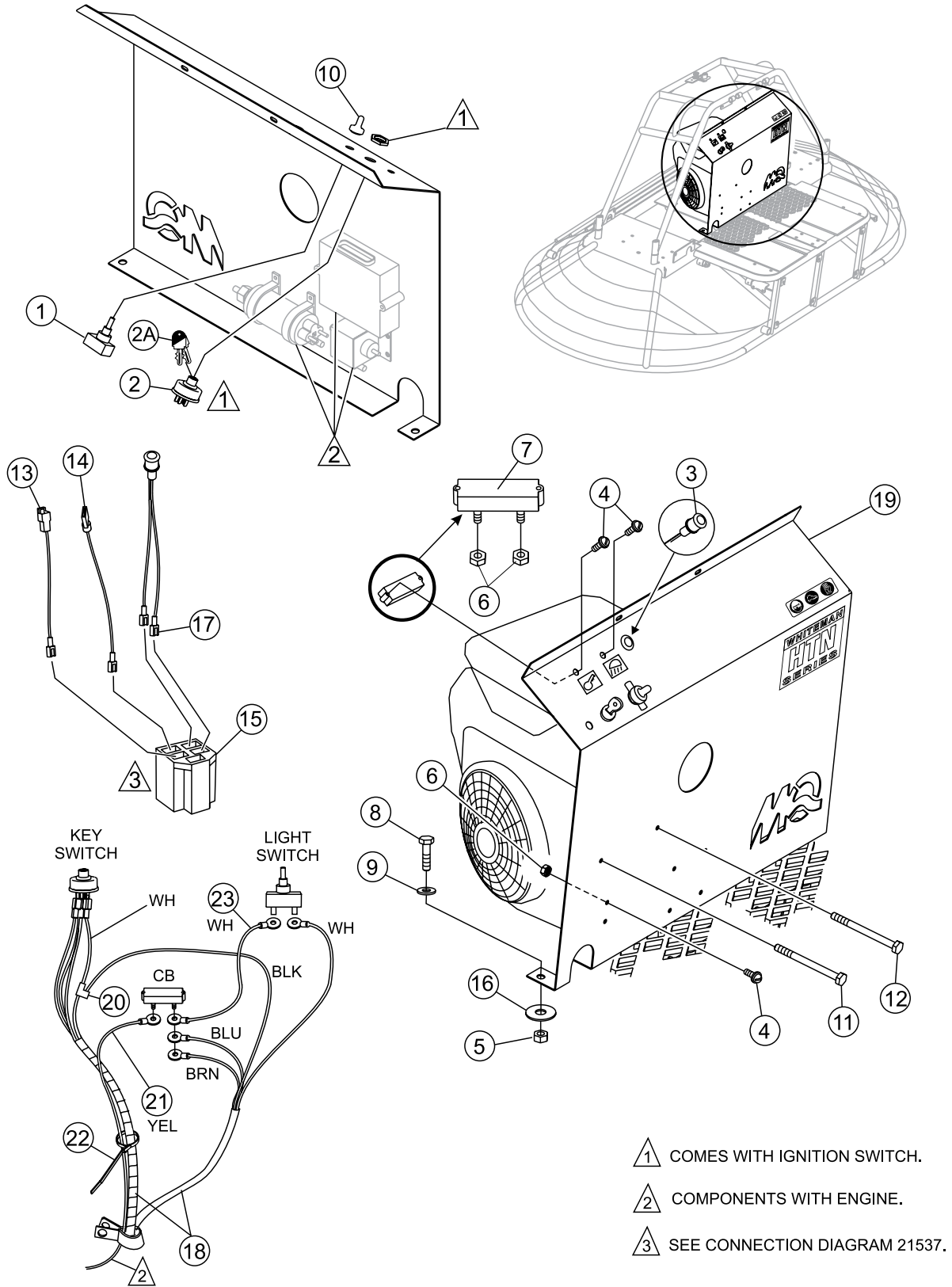
CONTROL PANEL ASSY. (HTN27K)



CONTROL PANEL ASSY. (HTN27K)

<u>NO.</u>	<u>PART NO.</u>	<u>PART NAME</u>	<u>QTY.</u>	<u>REMARKS</u>
1	22125	CONTROL PANEL	1	
2	4682	SWITCH, LIGHT TOGGLE	1	
3	8381	BOOT, TOGGLE SWITCH	1	
4	2509904S	IGNITION SWITCH, W/KEY	1	
4A	4834001S1	KEY, IGNITION (SET)	1	
5	11029	CABLE, CHOKE	1	
6	2673	CIRCUIT BREAKER, 30A, 12V	1	
7	10019	NUT, NYLOC 10 - 32	4	
8	5065 B	SCREW, RHM 10 - 32 X 1/2	4	
9	2203	WASHER, FLAT #10 SAE	4	
10	0205	SCREW, HHC 3/8 - 16 X 1	2	
11	4001	WASHER, FLAT USS 3/8 PLD	4	
12	10133	NUT, NYLOC 3/8 - 16	2	
13	2945	HARNESS, WIRE ENGINE	1	
14	60101	TIE WRAP	3	
15	21523	WIRE, YELLOW 10 AWG	1	
16	1475	CONNECTOR, SPLICE TAP	1	
17	2769	WIRE, LITE SWITCH	1	

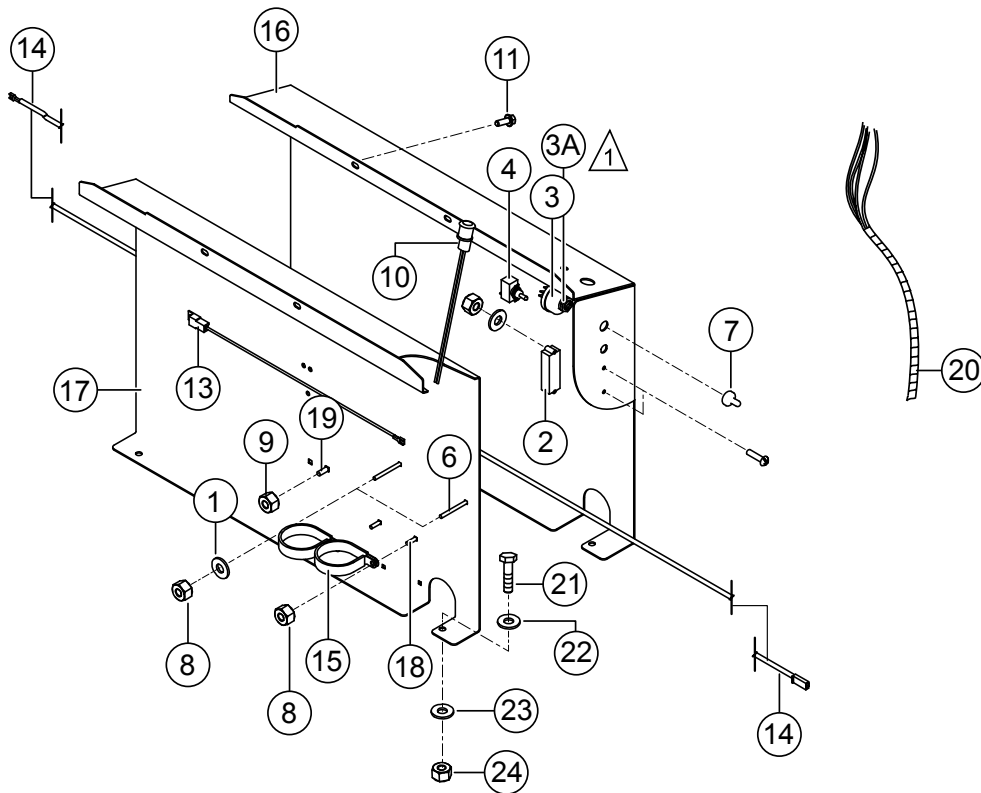
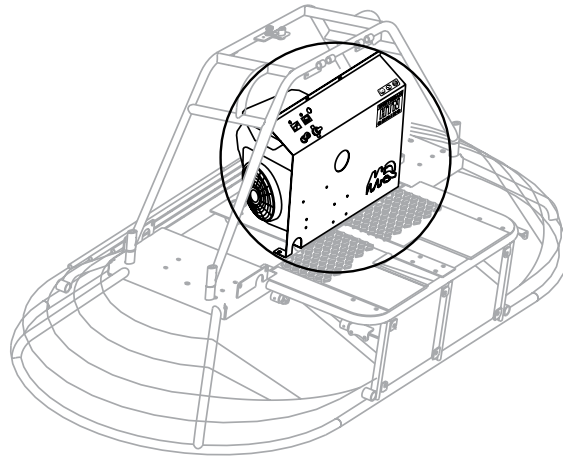
CONTROL PANEL ASSY. (S/N ZE0205205 & BELOW)



CONTROL PANEL ASSY. (S/N ZE0205205 & BELOW)

<u>NO.</u>	<u>PART NO.</u>	<u>PART NAME</u>	<u>QTY.</u>	<u>REMARKS</u>
1	4682	SWITCH, TOGGLE ELECTRIC #9061	1	
2	2734	SWITCH, ONAN IGNITION	1	
2A	TBD	KEY, IGNITION (SET)	1	
3	11382	LIGHT, RED IND 3/4 DIA PL- 20 RC	1	
4	8133	SCREW, RHM 10 - 32 X 3/4	10	
5	10133	NUT, NYLOC 3/8 - 16	2	
6	10019	NUT, NYLOC 10 - 32	10	
7	2673	CIRCUIT BREAKER, 30A, 12V	1	
8	0205	SCREW, HHC 3/8 - 16 X 1	2	
9	4001	WASHER, FLAT USS 3/8 PLD	4	
10	8381	BOOT, TOGGLE SWITCH	1	
11	06827-032	SCREW, RHM 10 - 32 X 2.00	1	
12	06827-028	SCREW, RHM 10 - 32 X 1 - 3/4	1	
13	21539	WIRE ASSEMBLY, 16 GA. X 16L RED	1	
14	21540	WIRE ASSEMBLY, 16 GA. 16L GRAY	1	
15	2716	CONNECTOR, 5-WIRE	1	
16	3233	WASHER, FENDER 1.5 OD X 3/8 ID	2	
17	2686	TERMINAL, FEMALE 16 - 14 GA	2	
18	20283	HARNESS, WIRE	1	
19	21458	CONTROL PANEL	1	
20	1475	CONNECTOR, SPLICE TAP	1	
21	21523	WIRE, YELLOW 10 AWG	1	
22	60101	TIE WRAP	3	
23	2769	WIRE, LITE SWITCH	1	

CONTROL PANEL ASSY. (S/N ZE0205206 & ABOVE)

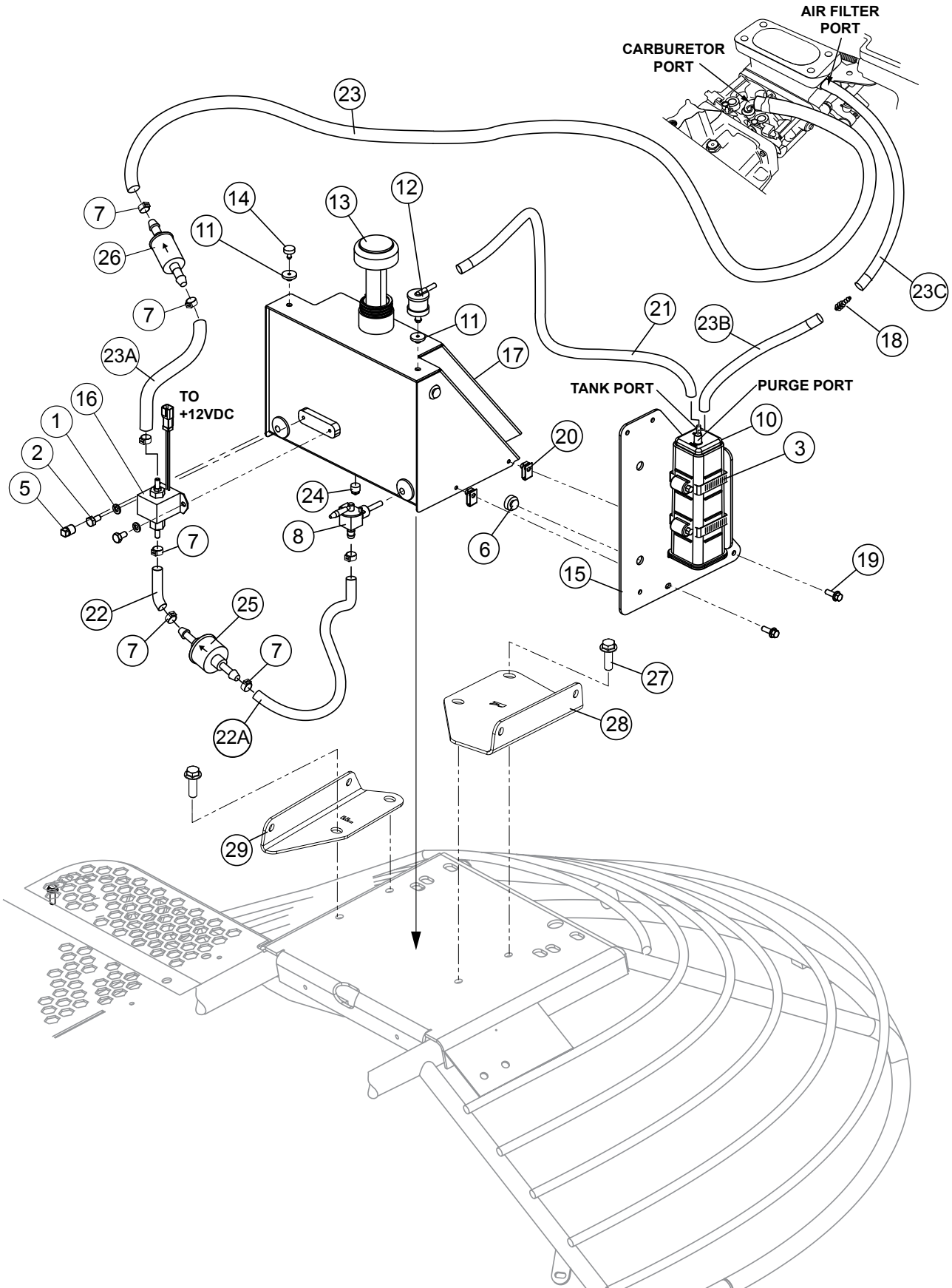


 COMES WITH IGNITION SWITCH.

CONTROL PANEL ASSY. (S/N ZE0205206 & ABOVE)

<u>NO.</u>	<u>PART NO.</u>	<u>PART NAME</u>	<u>QTY.</u>	<u>REMARKS</u>
1	2203	WASHER, FLAT, #10	4	
2	2673	CIRCUIT BREAKER, 30A, 12V	1	
3	2734	SWITCH, ONAN IGNITION	1	
3A	TBD	KEY, IGNITION (SET)	1	
4	4682	SWITCH, TOGGLE ELECTRIC SPST 20A 125VAC	1	
6	06827-032	SCREW, RHM 10 - 32 X 2.00	2	
7	8381	BOOT, TOGGLE SWITCH	1	
8	10019	NUT, NYLOC 10 - 32	8	
9	10024	NUT, NYLOC 1/4-20	1	
10	11382	LIGHT, RED IND 3/4 DIA PL- 20 RC	1	
11	11819	SCREW, HHWS 1/4-20 X 3/4"	2	
13	21539	WIRE ASSEMBLY, 16 GA. X 16L RED	1	
14	21540	WIRE ASSEMBLY, 16 GA. 16L GRAY	1	
15	21544	CLAMP, 2-3/16" ID	2	
16	22125	PANEL, FRONT KICK PLATE	1	
17	22126	PANEL, INNER KICK PLATE	1	
18	22131	BOLT, CARRIAGE 10-32 X 3/4" ZN	2	
19	29712	BOLT, CARRIAGE 1/4-20 X 3/4"	1	
20	20283	HARNESS, WIRE	1	
21	0205	SCREW, HHC 3/8 - 16 X 1	2	
22	4001	WASHER, FLAT USS 3/8 PLD	4	
23	3233	WASHER, FENDER 1.5 OD X 3/8 ID	2	
24	10133	NUT, NYLOC 3/8 - 16	2	

FUEL ASSY. (HTN27K)



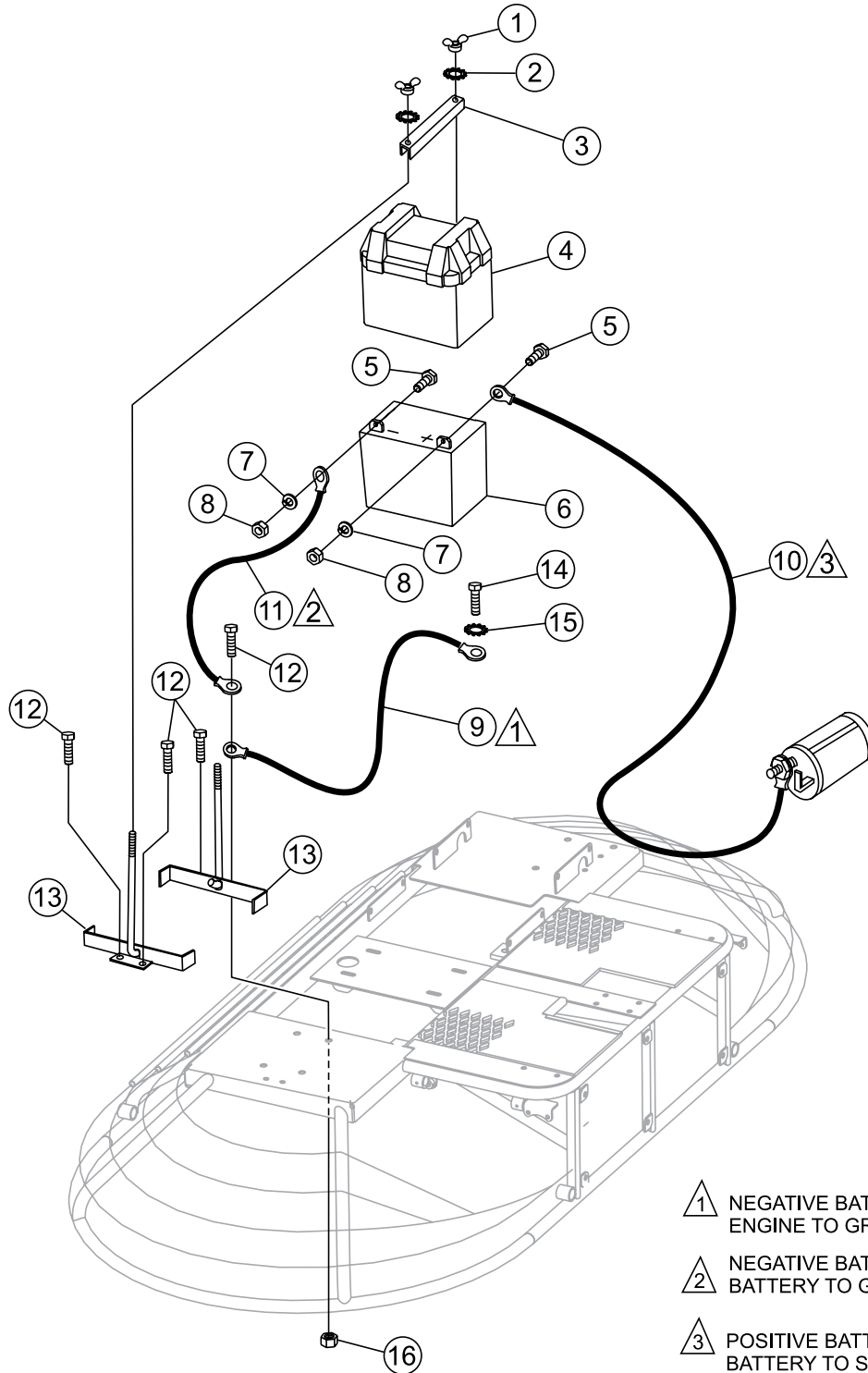
FUEL ASSY. (HTN27K)

<u>NO.</u>	<u>PART NO.</u>	<u>PART NAME</u>	<u>QTY.</u>	<u>REMARKS</u>
1	0181 B	WASHER, LOCK 1/4" MED	2	
2	1579	SCREW, HHC 1/4-20 x 1/2"	2	
3	12277	CLAMP, HOSE WORM, #36, 1-13/16" - 2-3/4"	2	
5	16185	FITTING, PLUG 1/4MP SQ HD	1	
6	21597	BUMPER,STEM 1.0"D x .5S x .31	2	
7	22068	CLAMP, STEPLESS EAR 1/4" HOSE	7	
8	22081	SHUTOFF VALVE, 1/4 NPT, 1/4" HOSE	1	
10	23505	CANISTER, CARBON, 390CC	1	
11	23507	GROMMET, ROLL OVER VALVE	2	
12	23508	VALVE, ROLL OVER, STD CP	1	
13	23514	CAP, RATCHET W/GAUGE "GASOLINE" (10-1/2")	1	
14	23557	PLUG, FUEL TANK VENT	1	
15	23593	BRACKET, CHARCOAL CANISTER	1	
16	23873	FUEL PUMP ASSY.	1	
17	23556	FUEL TANK, ASSY.	1	
18	23966	FITTING, STR, BARB 5/16 TO 3/16 REDUCER	1	
19	49048	SCREW, HHFS 1/4-20 x 3/4" GR5	4	
20	11534	NUT, "U" TYPE, 1/4-20	4	
21	60004	HOSE, FUEL .187" DIA, 12" LENGTH	1	1PC=1FT.
22	60013	HOSE, FUEL .250" DIA., 5 1/4" LENGTH.....	1	1PC=1FT.
22A	60013	HOSE, FUEL .250" DIA., 7" LENGTH.....	1	1PC=1FT.
23	60028	HOSE, FUEL .312" DIA., 17 1/2" LENGTH.....	2	1PC=1FT.
23A	60028	HOSE, FUEL .312" DIA., 3 1/2" LENGTH.....	1	1PC=1FT.
23B	60028	HOSE, FUEL .312" DIA., 34 1/2" LENGTH.....	3	1PC=1FT.
24	911329	FITTING, PLUG 3/8 MP MAGNET	1	
25	691035	FILTER, FUEL, 40 MICRON	1	
26	845125	FILTER, FUEL, 20 MICRON	1	
27	22106	SCREW, HHFS, 3/8-16 x 1-1/4"	2	
28	22103	BRACKET, TANK FUEL, REAR	1	
29	22102	BRACKET, TANK FUEL, FRONT	1	

FUEL ASSY. (HTN28K)

<u>NO.</u>	<u>PART NO.</u>	<u>PART NAME</u>	<u>QTY.</u>	<u>REMARKS</u>
1	0181 B	WASHER, LOCK 1/4" MED	2	
2	1579	SCREW, HHC 1/4-20 x 1/2"	2	
3	12277	CLAMP, HOSE WORM, #36, 1-13/16" – 2-3/4"	2	
5	16185	FITTING, PLUG 1/4MP SQ HD	1	
5	17206	FITTING, PLUG 1/4MP SQ HD	1.....	REPLACES P/N 16185
6	21597	BUMPER,STEM 1.0"D x .5S x .31	2	
7	22068	CLAMP, STEPLESS EAR 1/4" HOSE	7	
8	22081	SHUTOFF VALVE, 1/4 NPT, 1/4" HOSE	1	
10	23505	CANISTER, CARBON, 390CC	1	
11	23507	GROMMET, ROLL OVER VALVE	2	
12	23508	VALVE, ROLL OVER, STD CP	1	
13	23514	CAP, RATCHET W/GAUGE "GASOLINE" (10-1/2")	1	
14	23557	PLUG, FUEL TANK VENT	1	
15	23593	BRACKET, CHARCOAL CANISTER	1	
16	23873	FUEL PUMP ASSY.	1	
17	23556	FUEL TANK, ASSY.	1	
18	23966	FITTING, STR, BARB 5/16 TO 3/16 REDUCER	1	
19	49048	SCREW, HHFS 1/4-20 x 3/4" GR5	4	
20	11534	NUT, "U" TYPE, 1/4-20	4	
21	60004	HOSE, FUEL .187" DIA, 12" LENGTH	1.....	1PC=1FT.
22	60013	HOSE, FUEL .250" DIA., 5 1/4" LENGTH.....	1.....	1PC=1FT.
22A	60013	HOSE, FUEL .250" DIA., 7" LENGTH.....	1.....	1PC=1FT.
23	60028	HOSE, FUEL .312" DIA., 17 1/2" LENGTH.....	2.....	1PC=1FT.
23A	60028	HOSE, FUEL .312" DIA., 3 1/2" LENGTH.....	1.....	1PC=1FT.
23B	60028	HOSE, FUEL .312" DIA., 34 1/2" LENGTH.....	3.....	1PC=1FT.
24	911329	FITTING, PLUG 3/8 MP MAGNET	1	
25	691035	FILTER, FUEL, 40 MICRON	1	
26	845125	FILTER, FUEL, 20 MICRON	1	
27	22106	SCREW, HHFS, 3/8-16 x 1-1/4"	4	
28	22103	BRACKET, TANK FUEL, REAR	1	
29	22102	BRACKET, TANK FUEL, FRONT	1	

BATTERY ASSY. (SN# ZE0205199 & BELOW)



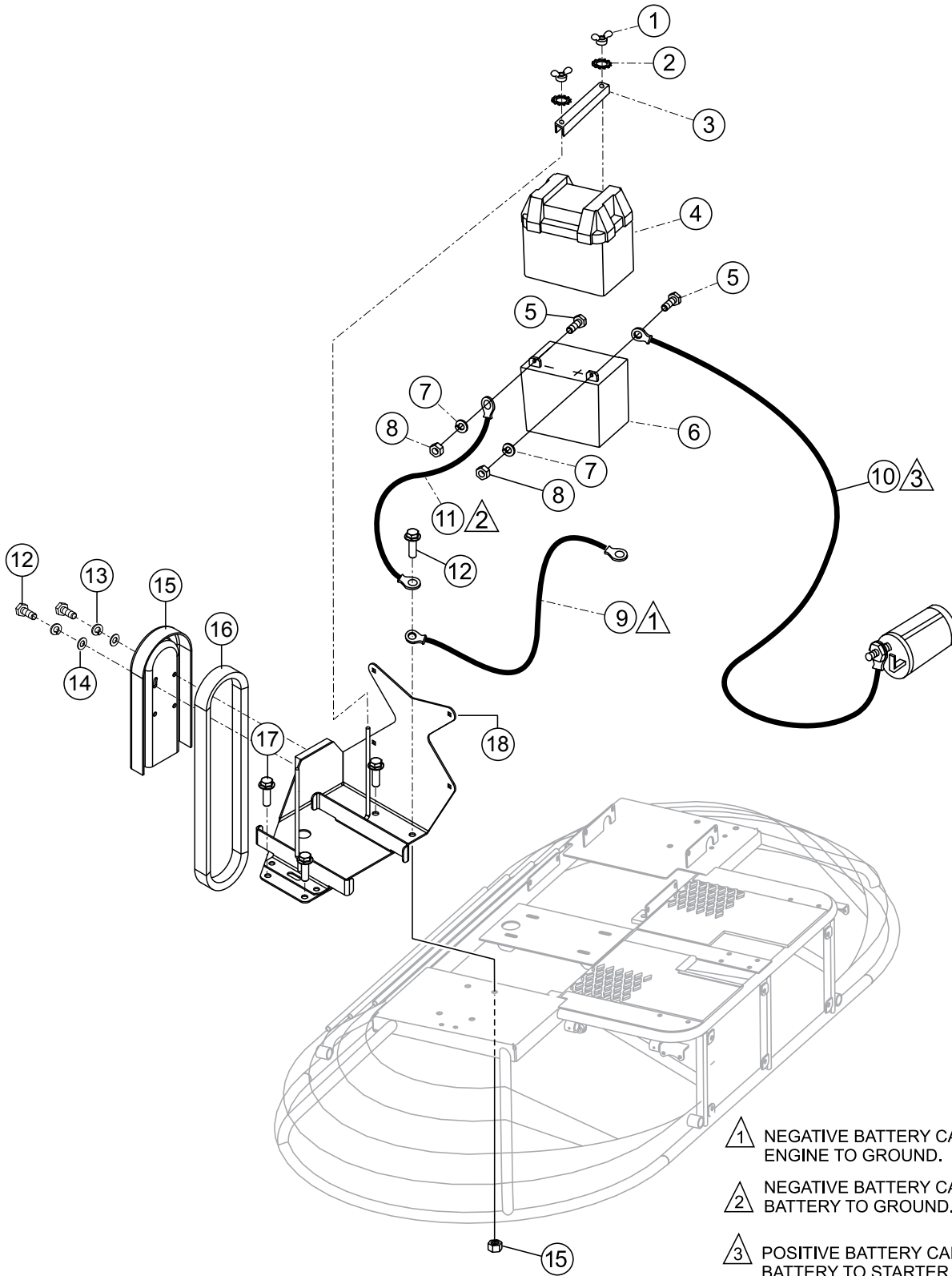
- △ 1 NEGATIVE BATTERY CABLE. ENGINE TO GROUND.
- △ 2 NEGATIVE BATTERY CABLE. BATTERY TO GROUND.
- △ 3 POSITIVE BATTERY CABLE. BATTERY TO STARTER.

△ 1 COMES WITH IGNITION SWITCH.

BATTERY ASSY. (SN# ZE0205199 & BELOW)

<u>NO.</u>	<u>PART NO.</u>	<u>PART NAME</u>	<u>QTY.</u>	<u>REMARKS</u>
1	2509	WING NUT, PLATED	2	
2	10031	WASHER, EXT SHKP 1/4	2	
3	11105	BRACKET BATTERY HOLD DOWN	1	
4	2449	BOX, BATTERY GR UI	1	
5	0131 A	SCREW, HHC 1/4 - 20 X 3/4	2	
6		BATTERY,	1	PURCHASE LOCALLY,INTERSTATE #SP40
7	0181 B	WASHER, LOCK, 1/4 MEDIUM	2	
8	0949	NUT, HEX FINISH 1/4 - 20	2	
9	12022	CABLE, BATTERY NEG 4GA 20 - 1/2"	1	
10	12675	CABLE, BATTERY POS 4GA 36"	1	
11	1597	CABLE, BATTERY NEG 4GA 16 - 1/2"	1	
12	0655	SCREW, HHC 5/16 - 18 X 1- 3/4	4	
13	20146	BRACKET BATTERY BOX	2	
14	2866	SCREW, HHC M8 X 1.25 X 20MM	1	
15	13339	WASHER, EXT SHKP 5/16	1	
16	5283	NUT, NYLOC 5/16 - 18	4	

BATTERY ASSY. (SN# ZE0205200 & ABOVE)



- △1 NEGATIVE BATTERY CABLE. ENGINE TO GROUND.
- △2 NEGATIVE BATTERY CABLE. BATTERY TO GROUND.
- △3 POSITIVE BATTERY CABLE. BATTERY TO STARTER.

△1 COMES WITH IGNITION SWITCH.

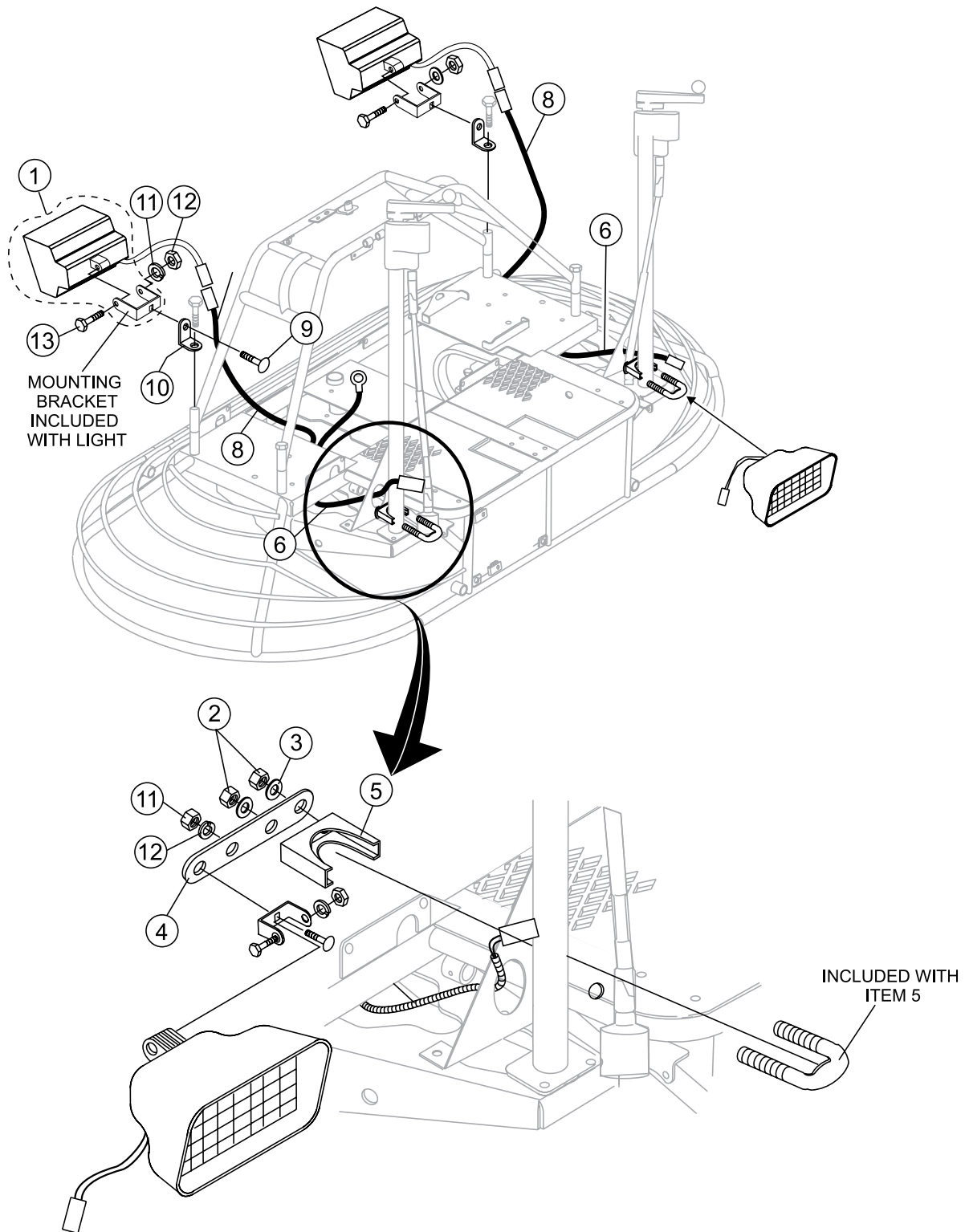
BATTERY ASSY. (SN# ZE0205200 & ABOVE)

<u>NO.</u>	<u>PART NO.</u>	<u>PART NAME</u>	<u>QTY.</u>	<u>REMARKS</u>
1	2509	WING NUT, PLATED	2	
2	10031	WASHER, EXT SHKP 1/4"	2	
3	11105	BRACKET BATTERY HOLD DOWN	1	
4	2449	BOX, BATTERY GR UI	1	
5	0131 A	SCREW, HHC 1/4 - 20 X 3/4"	4	
6		BATTERY,	1	PURCHASE LOCALLY, INTERSTATE #SP40
7	0181 B	WASHER, LOCK, 1/4 MEDIUM	4	
8	0949	NUT, HEX FINISH 1/4-20	2	
9	12022	CABLE, BATTERY NEG 4GA 20-1/2"	1	
10	12675	CABLE, BATTERY POS 4GA 36"	1	
11	1597	CABLE, BATTERY NEG 4GA 16-1/2"	1	
12	0131 A	SCREW, HHC 1/4-20 x 3/4"	2	
13	0181 B	WASHER, LOCK, 1/4" MEDIUM	2	
14	0948	WASHER, FLAT SAE 1/4"	2	
15	2429	BELT HOLDER, CVT SPARE BELT	1	
16	23513	BELT, LIGHT DUTY RIDER CVT	1	
17	22106	SCREW, HHFS 3/8-16 X 1-1/4"	8	
18	22105	BRACKET, BELT, BATTERY BOX, DOC. ASSY.	1	

SPRAY ASSY.

<u>NO.</u>	<u>PART NO.</u>	<u>PART NAME</u>	<u>QTY.</u>	<u>REMARKS</u>
1	392292	NOZZLE, SPRAY	1	
2	2898	WASHER, BONDED NEOPRENE 1 X 1/2	1	
3	11222	MOUNT, SPRAY NOZZLE	1	
4	1023	SCREW, HHC 3/8 -16 X 1 1/4	2	
5	10136	WASHER, FLAT 3/8 SAE	4	
6	10024	NUT, NYLOC 1/4 - 20	4	
7	2912	FITTING, 90 4BARB-1/4FP	1	
8	8128	CLAMP, HOSE SUPPORT 5/16	1	
9	0948	WASHER, FLAT 1/4 SAE	4	
10	0131 A	SCREW, HHC 1/4 - 20 X 3/4	4	
11	60001	HOSE, 1/4 ID	AR	1PC=1FT
12	10022	FITTING, PLASTIC 6BARB - 4BARB	1	
13	2918	CLAMP, HOSE .475 - .536 ID	4	
14	60002	HOSE, 3/8 ID	AR	1PC=1FT
15	12548	PUMP, SPRAY ASSY SHURFLO 100-000-21	1	
16	2925	FITTING, PLASTIC 90 6BARB - 3/8 MP	1	
17	2398	CLAMP, 6 - 1/2 HOSE SIZE 96	2	
18	2926	SCREEN, STRAINER	1	
19	2108	CAP, SPRAY TANK	1	
20	2916	TANK, WATER NPT BOSSES	1	
21	2478	DRAIN COCK	1	
22	2399	U-BOLT, 1 ID PLTD W/NUTS	2	
23	2887	MOUNT, TANK LEFT	1	
24	2886	MOUNT, TANK RIGHT	1	
25	10133	NUT, NYLOC 3/8 -16	4	
26	8125	CLAMP, HOSE SUPPORT 5/8	1	
27	11430	SWITCH ASSY, SPRAY	1	
28	2656	NUT, NYLOC 5/16 - 24	4	

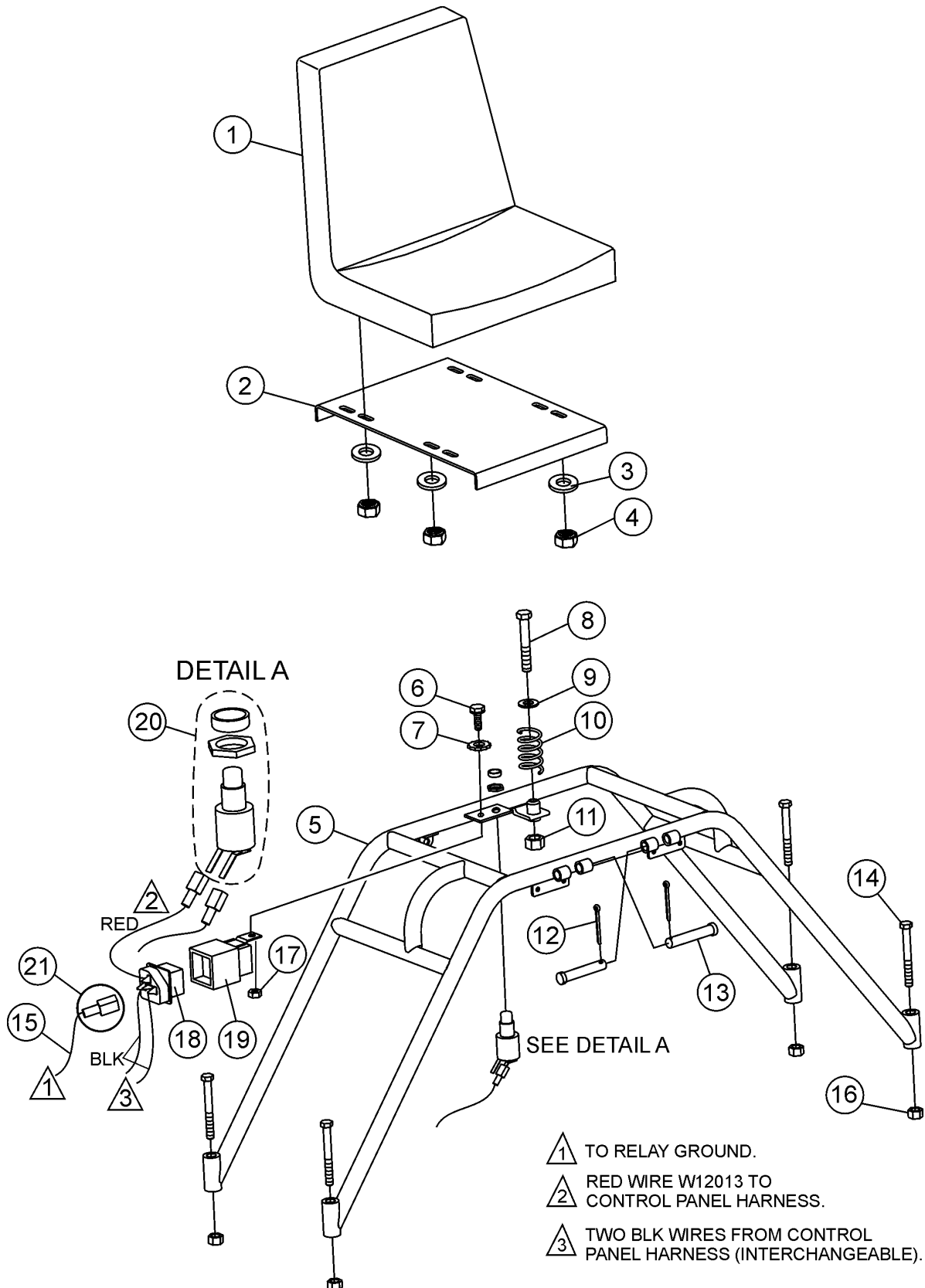
LIGHT ASSY.



LIGHT ASSY.

<u>NO.</u>	<u>PART NO.</u>	<u>PART NAME</u>	<u>QTY.</u>	<u>REMARKS</u>
1	2896	LIGHT ASSEMBLY "92"	4	
2	5283	NUT, NYLOC 5/16 - 18	4	
3	0300 B	WASHER, FLAT 5/16 SAE	4	
4	2531	FRONT MOUNTING BRACKET	2	
5	2534	CLAMP, FRONT LIGHTS 1 - 3/4	2	
6	2959	LOOM, LITE WIRE	2	
8	11124	WIRE HARNESS, REAR LITE	1	
9	0655	HHCS, 5/16"-18X3/4	2	
10	10320	BRACKET LIGHT, REAR	2	
11	0161 D	NUT, HEX FINISH 5/16"-18	2	
12	0181 B	WASHER, LOCK1/4"	4	
13	0300 A	SCREW, HHC 5/16"-18X2	2	

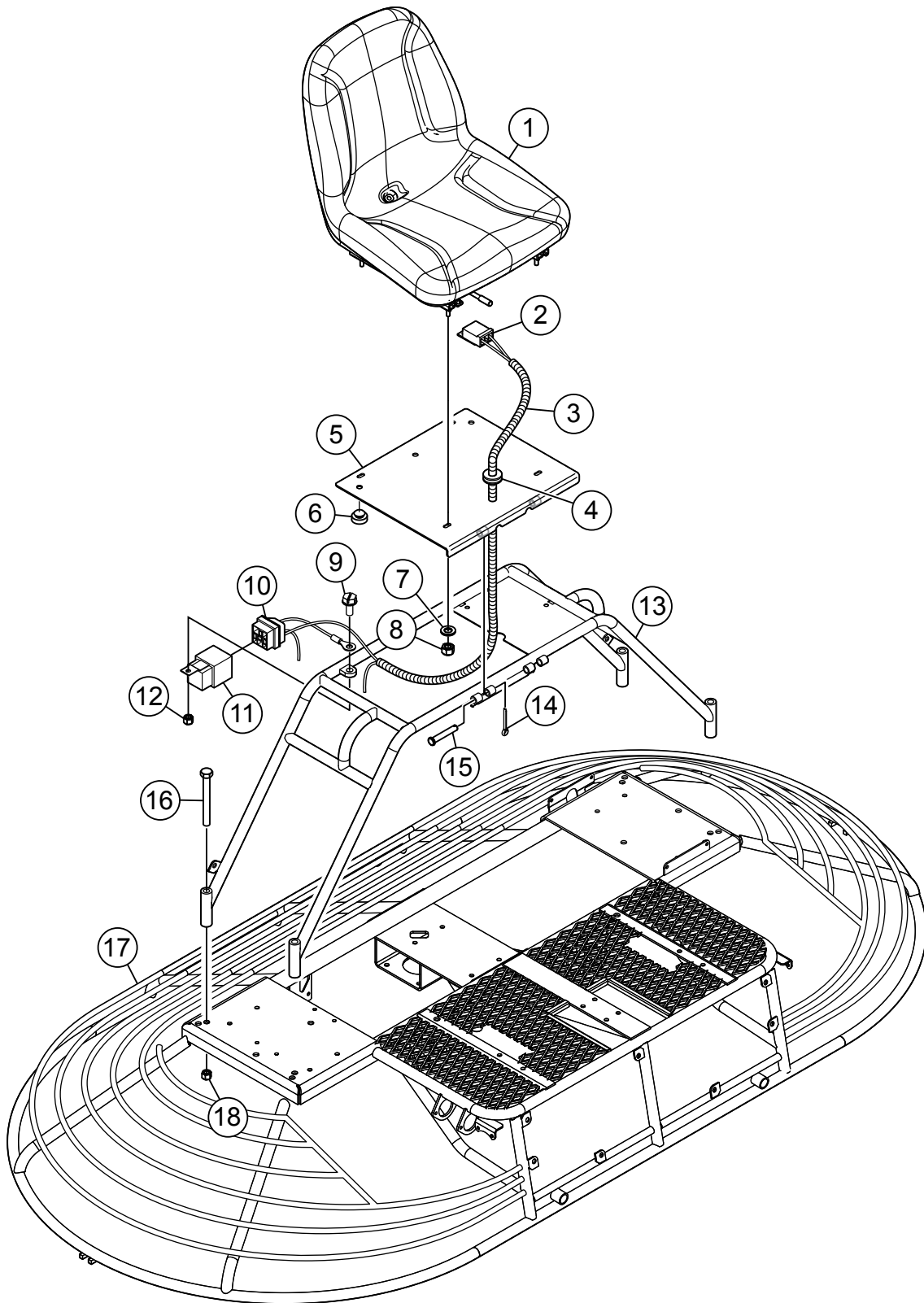
SEAT FRAME ASSY. (OLD STYLE)



SEAT FRAME ASSY. (OLD STYLE)

<u>NO.</u>	<u>PART NO.</u>	<u>PART NAME</u>	<u>QTY.</u>	<u>REMARKS</u>
1	21861	SEAT, MICHIGAN-ADJUSTABLE W/O ARMS	1	
2	11472	SEAT PLATE	1	
3	0300 B	WASHER, FLAT, SAE 5/16	4	
4	5283	NUT, NYLOC 5/16 - 18	4	
5	10896	FRAME, SEAT	1	
6	11644	SCREW, HHC, WASHER 10 - 32 X 5/8	1	
7	10237	WASHER, EXT. SHKP, #10	1	
8	8156	SCREW, HHC 3/8 - 16 X 2 - 1/2	1	
9	4001	WASHER, FLAT 3/8 PLTD STD. USS	1	
10	11593	SPRING, SEAT	1	
11	10133	NUT, NYLOC 3/8 - 16	1	
12	0183	PIN, COTTER 1/8 1 - 1/4	2	
13	8081	PIN, CLEVIS 1/2 X 2.75 EFF.	2	
14	10307	SCREW, HHC 1/2 - 13 X 5	4	
15	12014	WIRE, RELAY GROUND	1	
16	10176	NUT, NYLOC 1/2 - 13	4	
17	10019	NUT, NYLOC 10 - 32	1	
18	12018	CONNECTOR, RELAY	1	
19	12017	RELAY, KILL	1	
20	12005	SWITCH, KILL COLE- HER #90036- 02	1	
21	12020	TERMINAL, WIRE	4	

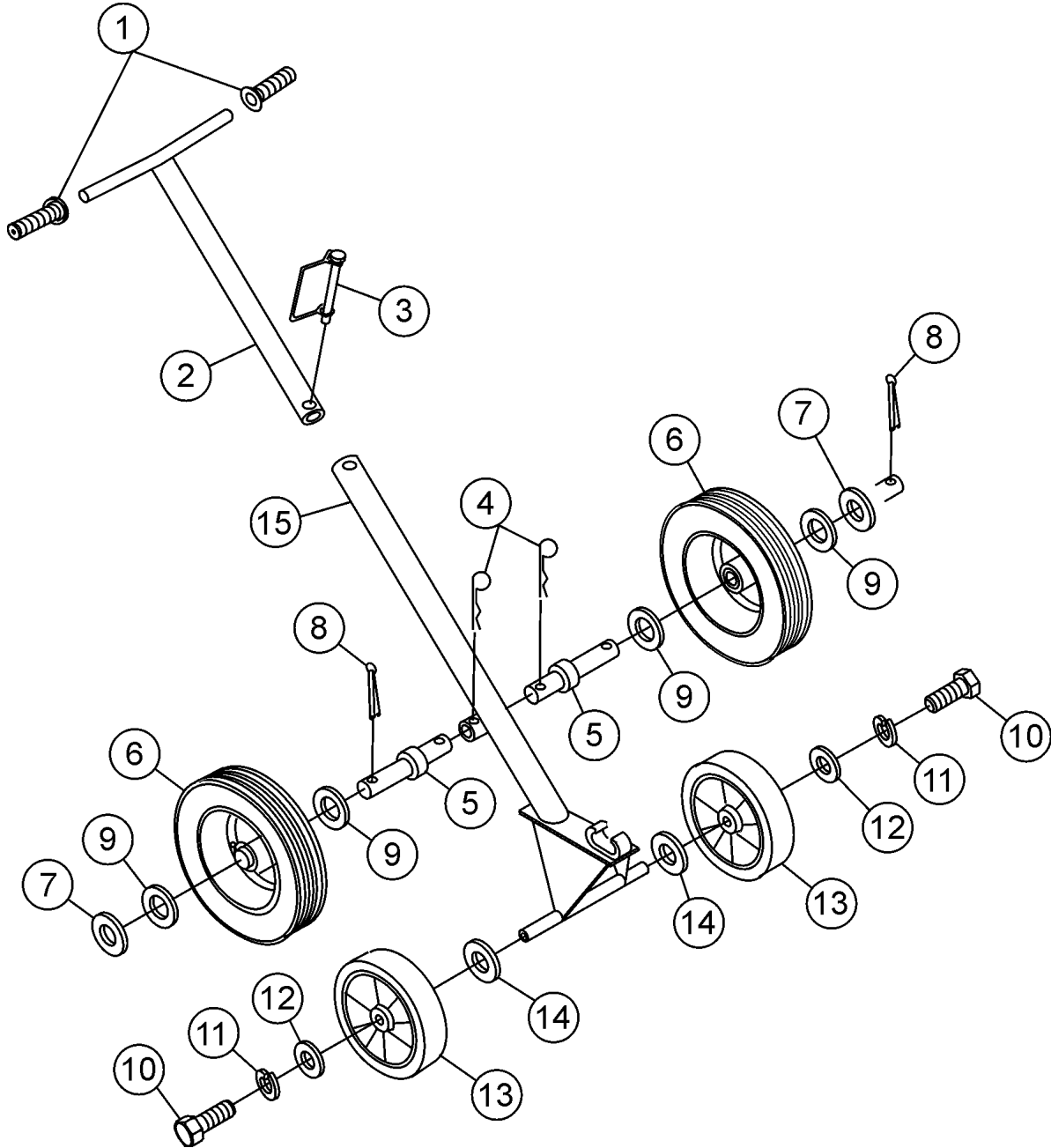
SEAT FRAME ASSY. (NEW STYLE)



SEAT FRAME ASSY. (NEW STYLE)

<u>NO.</u>	<u>PART NO.</u>	<u>PART NAME</u>	<u>QTY.</u>	<u>REMARKS</u>
1	21861	SEAT, MICHIGAN, ADJUSTABLE W/O ARMS	1	
2	21936	CONNECTOR,BODY-2 PIN,MICH SEAT	1	
3	21938	WIRE ASSY, KILL SWITCH	1	
4	19468	GROMMET, MINOR PN Z-4004	1	
5	11472	SEAT PLATE W/A, HTN/BTO	1	
6	21597	BUMPER,STEM 1.0"D x .5S x .31	3	
7	0300 B	WASHER, FLAT SAE 5/16	4	
8	5283	NUT, NYLOC 5/16-18	4	
9	11644	SCREW, HHC 10-32 x 5/8, W/WSHR PLATED	1	
10	22137	RELAY SWITCH ADAPTER	1	
11	12017	RELAY, KILL	1	
12	10019	NUT, NYLOC 10-32	1	
13	22129	FRAME W/A, SEAT HTN KOHLER	1	
14	0183	PIN, COTTER 1/8Dx1-1/4	2	
15	8081	PIN, CLEVIS 1/2 X 2 3/4	2	
16	913222	SCREW, HHC 1/2-13 x 4-3/4	4	
17	21318	FRAME, MAIN	1	
18	10176	NUT, NYLOC 1/2-13	4	

EZ-MOVER ASSY.



EZ-MOVER ASSY.

<u>NO.</u>	<u>PART NO.</u>	<u>PART NAME</u>	<u>QTY.</u>	<u>REMARKS</u>
1	0189	HAND GRIP	2	
2	2336	HANDLE, UPPER	1	
3	1869	PIN, SNAP	1	
4	7170	CLIP	2	
5	11684	AXLE, DOLLY	2	
6	10440	WHEEL & TIRE	2	
7	8151	WASHER, FLAT 3/4 SAE	2	
8	0183	PIN, COTTER	2	
9	10446	WASHER, FLAT 3/4	4	
10	0655	SCREW, HHCS 5/16 - 18 X 3/4	2	
11	0161 C	WASHER, LOCK 5/16	2	
12	0300 B	WASHER, FLAT 5/16	2	
13	2364	WHEEL, 2 X 8 MOLDED RUBBER	2	
14	4684	WASHER, FLAT 5/8	2	
15	10445	FRAME	1	

NOTICE

Purchase EZ-Mover Assembly through MQ Unit Sales.

TERMS AND CONDITIONS OF SALE — PARTS

PAYMENT TERMS

Terms of payment for parts are net 30 days.

FREIGHT POLICY

All parts orders will be shipped collect or prepaid with the charges added to the invoice. All shipments are F.O.B. point of origin. Multiquip's responsibility ceases when a signed manifest has been obtained from the carrier, and any claim for shortage or damage must be settled between the consignee and the carrier.

MINIMUM ORDER

The minimum charge for orders from Multiquip is \$15.00 net. Customers will be asked for instructions regarding handling of orders not meeting this requirement.

RETURNED GOODS POLICY

Return shipments will be accepted and credit will be allowed, subject to the following provisions:

1. A Returned Material Authorization must be approved by Multiquip prior to shipment.
2. To obtain a Return Material Authorization, a list must be provided to Multiquip Parts Sales that defines item numbers, quantities, and descriptions of the items to be returned.
 - a. The parts numbers and descriptions must match the current parts price list.
 - b. The list must be typed or computer generated.
 - c. The list must state the reason(s) for the return.
 - d. The list must reference the sales order(s) or invoice(s) under which the items were originally purchased.
 - e. The list must include the name and phone number of the person requesting the RMA.
3. A copy of the Return Material Authorization must accompany the return shipment.
4. Freight is at the sender's expense. All parts must be returned freight prepaid to Multiquip's designated receiving point.

5. Parts must be in new and resalable condition, in the original Multiquip package (if any), and with Multiquip part numbers clearly marked.
6. The following items are not returnable:
 - a. Obsolete parts. (If an item is in the price book and shows as being replaced by another item, it is obsolete.)
 - b. Any parts with a limited shelf life (such as gaskets, seals, "O" rings, and other rubber parts) that were purchased more than six months prior to the return date.
 - c. Any line item with an extended dealer net price of less than \$5.00.
 - d. Special order items.
 - e. Electrical components.
 - f. Paint, chemicals, and lubricants.
 - g. Decals and paper products.
 - h. Items purchased in kits.
7. The sender will be notified of any material received that is not acceptable.
8. Such material will be held for five working days from notification, pending instructions. If a reply is not received within five days, the material will be returned to the sender at his expense.
9. Credit on returned parts will be issued at dealer net price at time of the original purchase, less a 15% restocking charge.
10. In cases where an item is accepted, for which the original purchase document can not be determined, the price will be based on the list price that was effective twelve months prior to the RMA date.
11. Credit issued will be applied to future purchases only.

PRICING AND REBATES

Prices are subject to change without prior notice. Price changes are effective on a specific date and all orders received on or after that date will be billed at the revised price. Rebates for price declines and added charges for price increases will not be made for stock on hand at the time of any price change.

Multiquip reserves the right to quote and sell direct to Government agencies, and to Original Equipment Manufacturer accounts who use our products as integral parts of their own products.

SPECIAL EXPEDITING SERVICE

A \$35.00 surcharge will be added to the invoice for special handling including bus shipments, insured parcel post or in cases where Multiquip must personally deliver the parts to the carrier.

LIMITATIONS OF SELLER'S LIABILITY

Multiquip shall not be liable hereunder for damages in excess of the purchase price of the item with respect to which damages are claimed, and in no event shall Multiquip be liable for loss of profit or good will or for any other special, consequential or incidental damages.

LIMITATION OF WARRANTIES

No warranties, express or implied, are made in connection with the sale of parts or trade accessories nor as to any engine not manufactured by Multiquip. Such warranties made in connection with the sale of new, complete units are made exclusively by a statement of warranty packaged with such units, and Multiquip neither assumes nor authorizes any person to assume for it any other obligation or liability whatever in connection with the sale of its products. Apart from such written statement of warranty, there are no warranties, express, implied or statutory, which extend beyond the description of the products on the face hereof.

Effective: February 22, 2006

PARTS MANUAL

HERE'S HOW TO GET HELP

PLEASE HAVE THE MODEL AND SERIAL
NUMBER ON-HAND WHEN CALLING

UNITED STATES

Multiquip Corporate Office

18910 Wilmington Ave.
Carson, CA 90746
Contact: mq@multiquip.com

Tel. (800) 421-1244
Fax (310) 537-3927

MQ Parts Department

800-427-1244
310-537-3700

Fax: 800-672-7877
Fax: 310-637-3284

Service Department

800-421-1244
310-537-3700

Fax: 310-537-4259

Warranty Department

800-421-1244
310-537-3700

Fax: 310-943-2249

Technical Assistance

800-478-1244

Fax: 310-943-2238

CANADA

Multiquip

4110 Industriel Boul.
Laval, Quebec, Canada H7L 6V3
Contact: jmartin@multiquip.com

Tel: (450) 625-2244
Tel: (877) 963-4411
Fax: (450) 625-8664

UNITED KINGDOM

Multiquip (UK) Limited Head Office

Unit 2, Northpoint Industrial Estate,
Globe Lane,
Dukinfield, Cheshire SK16 4UJ
Contact: sales@multiquip.co.uk

Tel: 0161 339 2223
Fax: 0161 339 3226

© COPYRIGHT 2015, MULTIQUIP INC.

Multiquip Inc, the MQ logo and the Whiteman logo are registered trademarks of Multiquip Inc. and may not be used, reproduced, or altered without written permission. All other trademarks are the property of their respective owners and used with permission.

This manual MUST accompany the equipment at all times. This manual is considered a permanent part of the equipment and should remain with the unit if resold.

The information and specifications included in this publication were in effect at the time of approval for printing. Illustrations, descriptions, references and technical data contained in this manual are for guidance only and may not be considered as binding. Multiquip Inc. reserves the right to discontinue or change specifications, design or the information published in this publication at any time without notice and without incurring any obligations.

Your Local Dealer is:



PN: 21728